



SGP0350 - Student Graduation Requirements

Table of Contents

SGP0350 - Student Graduation Requirements 1

SGP0350 - Student Graduation Requirements

Graduation Plan > Reports > SGP0350 - Student Graduation Requirements

This report allows you to view a student’s current standing against a specific graduation plan, which will allow you to monitor the student’s progress and determine if the student is on track to graduate.


Notes about course placement




The program determines which subject areas to place courses under based on the following fields. If the information is not found in the first table, the program goes to the next:

- For the current and prior years:
 - **Grad Plan Use Cd** on [Grade Reporting > Maintenance > Student > Individual Maint > Grd/Crs Maint](#)
 - **Grad Plan Use** on [Grade Reporting > Maintenance > Master Schedule > Campus Schedule > Course](#)
 - **Grad Plan Use** on [Grade Reporting > Maintenance > Master Schedule > District Schedule](#)
 - **AAR Use** on [Grade Reporting > Maintenance > Student > Individual Maint > Grd/Crs Maint](#)
 - **AAR Use Cd** on [Grade Reporting > Maintenance > Master Schedule > Campus Schedule > Section](#)
 - **AAR Use** on [Grade Reporting > Maintenance > Master Schedule > District Schedule](#)
 - **Service ID** on [Grade Reporting > Maintenance > Master Schedule > District Schedule](#)

- For next year:
 - **Grad Plan Use Cd** on [Scheduling > Maintenance > Student Schedules > Course Requests](#)
 - **Grad Plan Use Cd** on [Scheduling > Maintenance > Master Schedule > Campus > Sections](#)
 - **Grad Plan Use Cd** on [Scheduling > Maintenance > Master Schedule > District > Courses](#)
 - **AAR Use** on [Scheduling > Maintenance > Master Schedule > Campus > Sections](#)
 - **AAR Use** on [Scheduling > Maintenance > Master Schedule > District > Courses](#)
 - **Service ID** on [Scheduling > Maintenance > Master Schedule > District > Courses](#)

Local service IDs will be accepted in the student's graduation plan.
NOTE: The first five digits must match the service ID in the district course table.

Parameter	Description
Campus ID	Type the three-digit campus ID, or click  to select the campus .

Parameter	Description
Student IDs (Blank for All)	Type the six-digit student ID number, including all leading zeros. Separate multiple IDs with a comma (e.g., 098321,096476). Or, click  to select the students . Leave blank to select all students.
Current Graduation Plan (Blank for All)	Type the grad plan code, click  to select the code , or leave blank to select all grad plans.
Proposed Graduation Plan	
Current Grade Level (Blank for All)	Type the two-character grade level, click  to select the grade level , or leave blank to select all grade levels. Select the student's current year grade level.
Sort Order (A=Alpha, G=Alpha within Grade Level, P=Alpha within Graduation Plan)	<p>A - Sort the report alphabetically.</p> <p>G - Sort the report by grade level and then alphabetically.</p> <p>P - Sort the report by graduation plan and then alphabetically.</p>
Include Withdrawn Students (Y, N)	<p>Y - Include withdrawn students.</p> <p>N - Do not include withdrawn students.</p>



Back Cover