



Grad Plan Course Change

Table of Contents

Grad Plan Course Change 1

Grad Plan Course Change

Graduation Plan > Utilities > Grad Plan Course Change

This utility allows changes or deletes a course in the district-level graduation plan. The change affects the student graduation plans for all students assigned to the graduation plan.

Notes about course placement




The program determines which subject areas to place courses under based on the following fields. If the information is not found in the first table, the program goes to the next:

- For the current and prior years:
 - **Grad Plan Use Cd** on [Grade Reporting > Maintenance > Student > Individual Maint > Grd/Crs Maint](#)
 - **Grad Plan Use** on [Grade Reporting > Maintenance > Master Schedule > Campus Schedule > Course](#)
 - **Grad Plan Use** on [Grade Reporting > Maintenance > Master Schedule > District Schedule](#)
 - **AAR Use** on [Grade Reporting > Maintenance > Student > Individual Maint > Grd/Crs Maint](#)
 - **AAR Use Cd** on [Grade Reporting > Maintenance > Master Schedule > Campus Schedule > Section](#)
 - **AAR Use** on [Grade Reporting > Maintenance > Master Schedule > District Schedule](#)
 - **Service ID** on [Grade Reporting > Maintenance > Master Schedule > District Schedule](#)
- For next year:
 - **Grad Plan Use Cd** on [Scheduling > Maintenance > Student Schedules > Course Requests](#)
 - **Grad Plan Use Cd** on [Scheduling > Maintenance > Master Schedule > Campus > Sections](#)
 - **Grad Plan Use Cd** on [Scheduling > Maintenance > Master Schedule > District > Courses](#)
 - **AAR Use** on [Scheduling > Maintenance > Master Schedule > Campus > Sections](#)
 - **AAR Use** on [Scheduling > Maintenance > Master Schedule > District > Courses](#)
 - **Service ID** on [Scheduling > Maintenance > Master Schedule > District > Courses](#)

Local service IDs will be accepted in the student's graduation plan.

NOTE: The first five digits must match the service ID in the district course table.

Update data:

Field	Description							
Grad Plan	Select the graduation plan to be changed at the district level and in the plans of all students assigned to the graduation plan. The PEIMS graduation type description is also displayed.							
Subject Area	Select the subject area in which the change is occurring.							
Number	Select the course number to be changed. The field is populated with the courses from the selected subject as defined in the district-level graduation plan on Maintenance > District > Graduation Requirements . The course title, service ID, and number of credits are displayed for the selected course, as well as data from the Graduation Requirements page.							
Change or Delete	Change	If selected, you must specify the new course to replace the old course. Additional fields are displayed under Select the new course to replace the current course .						
		<table><tr><td>Number</td><td>Type the four-digit course number you want to change, or click  to select the course. The course title, service ID, and number of credits are displayed for the selected course.</td></tr><tr><td>Meets Requirement</td><td>Select if the course meets the state requirements for the subject for the plan. A course may meet the requirements even if it is not a default course. For example, English I may be the default course for 9th grade; however, English I - Pre-AP also meets the requirements for the plan.</td></tr><tr><td>Default</td><td>Select if the course is a default course for the grade level (e.g., English I for 9th grade). The default course will automatically be assigned to the student when the graduation plan is initially assigned, but it can be adjusted as needed. NOTE: You cannot have more total Default courses than the Total Subject Credit Required field indicates.</td></tr></table>	Number	Type the four-digit course number you want to change, or click  to select the course . The course title, service ID, and number of credits are displayed for the selected course.	Meets Requirement	Select if the course meets the state requirements for the subject for the plan. A course may meet the requirements even if it is not a default course. For example, English I may be the default course for 9th grade; however, English I - Pre-AP also meets the requirements for the plan.	Default	Select if the course is a default course for the grade level (e.g., English I for 9th grade). The default course will automatically be assigned to the student when the graduation plan is initially assigned, but it can be adjusted as needed. NOTE: You cannot have more total Default courses than the Total Subject Credit Required field indicates.
		Number	Type the four-digit course number you want to change, or click  to select the course . The course title, service ID, and number of credits are displayed for the selected course.					
		Meets Requirement	Select if the course meets the state requirements for the subject for the plan. A course may meet the requirements even if it is not a default course. For example, English I may be the default course for 9th grade; however, English I - Pre-AP also meets the requirements for the plan.					
	Default	Select if the course is a default course for the grade level (e.g., English I for 9th grade). The default course will automatically be assigned to the student when the graduation plan is initially assigned, but it can be adjusted as needed. NOTE: You cannot have more total Default courses than the Total Subject Credit Required field indicates.						
Delete	If selected, the course is deleted from the graduation plan at the district level as well as the graduation plans of all students assigned to the graduation plan. This change is also made for all students who were ever initially assigned to a graduation plan in which this course was added as a default.							

Click Execute to change or delete the course in the graduation plan as specified. A message is displayed asking you to confirm that you want to make the change.

- The replacement course must be offered at the next year scheduling campus for students already assigned the graduation plan or it will not be assigned to the student.
- If there are students assigned to the graduation plan and a course on that graduation plan is not offered at the next year scheduling campus, a message will display when the user clicks Execute.

Click OK to continue. The change is made.

Note: Exceptions are indicated on the report.



Back Cover