



Medical Condition (Table)

Table of Contents

Medical Condition (Table) 1

Medical Condition (Table)

Health > Maintenance > Tables > Medical Condition

<WRAP round intro>This tab allows you to maintain a list of campus-defined medical condition codes. User-defined codes begin with UD; only user-defined codes can be added or updated. All other codes are system codes that cannot be changed.

The data in the table populates the **Medical Condition** field on [Maintenance > Student Health > Medical Condition](#).

Update data:

Existing medical condition codes are listed in order by code. The system codes are listed first, and user-defined codes are listed next.




Click **+Add** to add a medical condition. A pop-up window opens.

Field	Description
Code	Type the five-character code for the medical condition. The code must begin with UD followed by three characters (e.g., UDABC).
Description	Type a description for the code, up to 80 characters.
level	Select the security level for the medical condition. The more confidential the condition, the higher the security level. For example, select <i>Level 3</i> for a highly confidential condition.

Click **OK** to close the window. The new medical condition is displayed in the grid.

Click **Save**.

Other functions and features:

	<p>Edit a description.</p> <p>Update the fields as needed, click OK, and then click Save. The changes are displayed in the grid. Or, click Cancel to close the window without making changes.</p>
	<p>Delete a code.</p> <ol style="list-style-type: none"> Click  to delete a row. The row is shaded red to indicate that it will be deleted when the record is saved. You can select multiple rows to be deleted at the same time. Click Save. You are prompted to confirm that you want to delete the row. Click Yes to continue. Otherwise, click No. <p>You can save edits and delete records in the same step (i.e., the changes are all committed when the record is saved). You cannot delete a medical condition code that is used in a student record.</p>



Back Cover