



SHS0110 - Annual Immunization Status Report (DSHS)

Table of Contents

SHS0110 - Annual Immunization Status Report (DSHS) 1

SHS0110 - Annual Immunization Status Report (DSHS)

Health > Reports > Health Reports > Immunizations > SHS0110 - Annual Immunization Status Report (DSHS)

This report summarizes total enrollment and the number of students in grade levels PK, KG, and 7 who are up to date, provisionally enrolled, exempt, delinquent, or have a history of illness. The report is submitted to the Department of State Health Services (DSHS).

[Grace periods for immunizations](#)

Vaccine doses can be administered up to four days before the minimum interval or age as follows:



Vaccine	Dosage	Four-Day Grace Period
DTP		Does not apply
Hepatitis A	On or after first birthday	Applies
Hepatitis B		Does not apply
Hib	One dose on or after 15 months of age	Applies
Hib	Two doses at least two months apart	Applies
Measles	First dose - on or after first birthday	Applies
Measles	Second dose - two doses 28 days apart	Applies
Mumps	On or after first birthday	Applies
PCV	On first and second birthdays	Applies
Polio		Does not apply
Rubella	On or after first birthday	Applies
Varicella	First dose - on or after first birthday	Applies

[Report field descriptions](#)

Total Number of Conscientious Exemption Forms Filed in Your District	The total number of KG-12th grade students who filed exemptions for reasons of conscience is displayed.
Up to Date (Column 1)	The number of students who are up to date on all required immunizations for their age is displayed.

Provisional (Column 2)	<p>The number of students who are marked as provisionally enrolled under the following circumstances is displayed:</p> <ul style="list-style-type: none"> • Student has started a series of required vaccinations and is on schedule to receive remaining doses. • Student has transferred from one Texas school to another and is waiting for immunization records to be transferred from the previous school. • Student is a dependent of a person who is on active duty with the US armed forces and is waiting for immunization records to be transferred from the previous school. • Student is defined as homeless according to the McKinney-Vento Act. These students can be admitted provisionally for 30 days.
Conscientious/Religious (Column 3)	<p>The number of students who have an affidavit on file from DSHS for exemption for reasons of conscience or religious belief is displayed. The affidavit is only valid for two years.</p>
Medical (Column 4)	<p>The number of students who have a valid medical exemption on file at the campus is displayed. The statement must be signed by the student's physician (MD or DO) and follow other state-defined guidelines.</p> <p>NOTE: A medical exemption is not the same as a conscientious exemption.</p> <p>The affidavit is only valid for one year.</p>
Delinquent (Column 5)	<p>The number of students who do not have all immunizations required for their age, do not qualify for provisional enrollment, and do not have a valid medical or conscientious exemption on file is displayed.</p>
History of Illness (Column 6)	<p>The number of students with a documented history of varicella (i.e., chickenpox) is displayed. Acceptable documentation is limited to written statement from parent/guardian/conservator, school nurse, or physician attesting to the child's positive history or immunity. These students are counted in column 6 only; they are not counted in columns 1-5.</p>
Total from Columns 1-6 (Column 7)	<p>The sum of columns 1-6 is displayed. This total must equal the total enrollment for the specified grade level.</p> <p>In Table 1, Column 7 must equal the total number of students in the grade level for pneumococcal, because students who are five or more years old are considered to have aged out of the requirement, and are therefore included in the count for Column 1 (Up to Date).</p> <p>In Table 3, the MMR (2) counts indicate the number of students who have the measles 1 and measles 2 requirements. Doses of immunization types 08, 09, 15, 16, and 27 fulfill the requirement. Students vaccinated in the United States usually have the MMR or MMRV doses.</p>

Run the report:

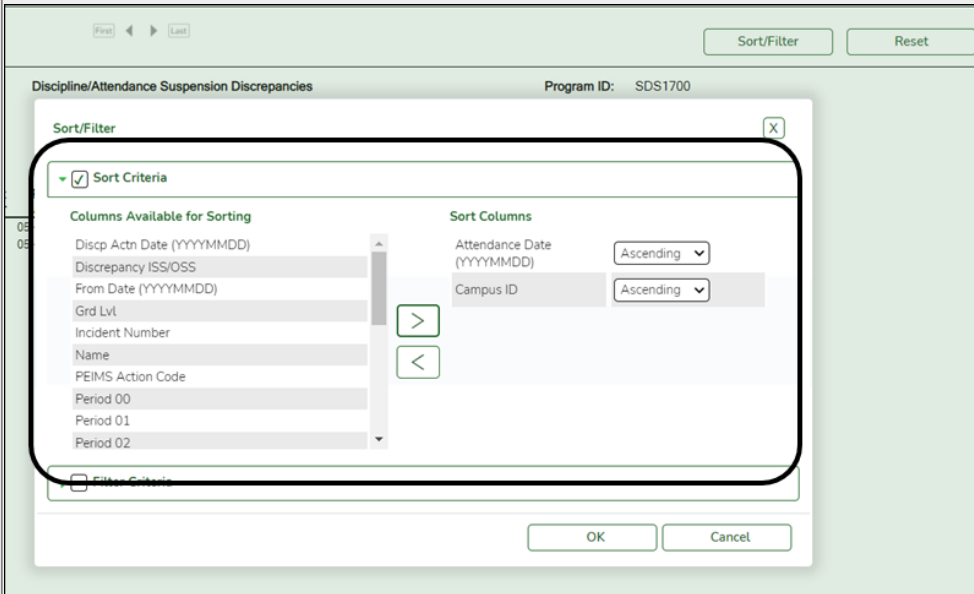
Parameter	Description
Campus ID (Blank for All)	Type the three-digit campus ID, or click  to select the campus . Leave blank to select all campuses in the district. NOTE: If you select to create the report for all campuses, any campuses excluded from district reporting (i.e., campuses that have the Exclude from District Reporting field selected on Registration > Maintenance > Campus Profile > Campus Information Maintenance > Control Info) are not included in the report. However, you can generate the report for an individual excluded campus by entering the campus ID.
As of Date (MMDDYYYY)	Type the date, or click  to select the date from a calendar.
Name of Contact Person (First M. Last)	Type the name of the district employee who is reporting the information. This name will be displayed on the last page of the report.
Title of Contact Person	Type the title of the district employee who is reporting the information. The title will be displayed next to the name on the last page of the report.
Report	Select the report to print: Annual Immunization Status Report (DSHS) - Print the summary report. Annual Immunization Status Report (DSHS) - Detail - Print the detail report.



Other functions and features:

Sort [Sort report data.](#)

You can sort data to make it easier to review or find records in the reports. Not all reports allow this option.

In the report window, click **Sort/Filter** to open the Sort/Filter window. By default, the **Sort Criteria** section is expanded. If not, click **Sort Criteria**.



(Left grid) Columns Available for Sorting	Click the field by which you want to sort, and then click  . The field moves to the right grid. Continue moving fields to the right grid as needed.
(Right grid) Sort Columns	<p>You can rearrange the fields to indicate the order in which you want the sort applied. Click a field name, and drag it up or down to a new location.</p> <ul style="list-style-type: none"> • In the right grid, for each field, indicate if you want that data sorted in ascending (e.g., A-Z, 0-9) or descending (e.g., Z-A, 9-0) order. • To remove a field from the sort, select the field, and then click  to move it back to the left grid.

Select the **Sort Criteria** check box and click **OK** to apply the selected sort criteria to the report.

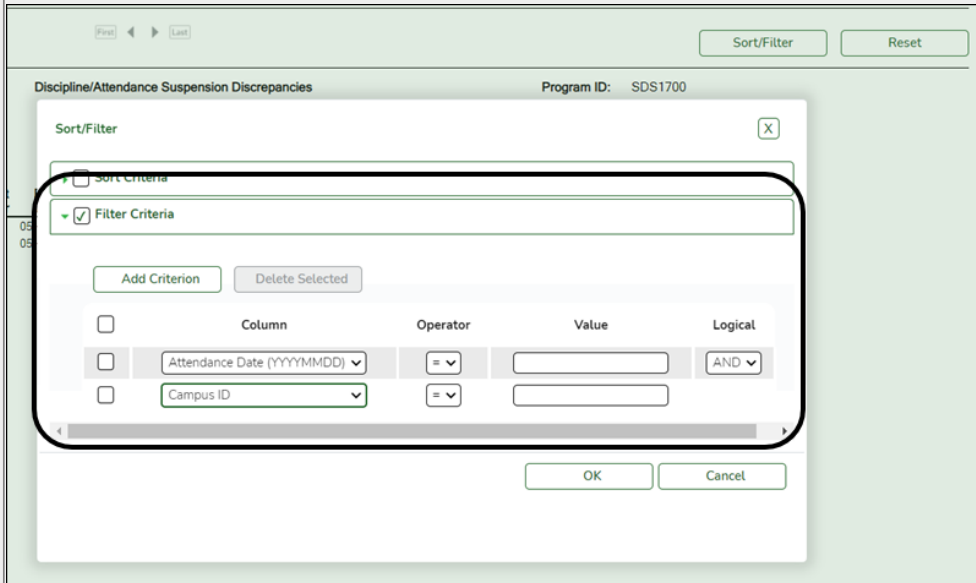
Click **Cancel** to close the window without re-sorting.

Filter [Filter report data.](#)

Filter

When you want to view only certain data, you may find it useful to filter the report data. You can use specific criteria to retrieve only the data that you want. Not all reports allow this option.

From the report window, click **Sort/Filter** to open the Sort/Filter window. By default, the **Sort Criteria** section is expanded. Click **Filter Criteria** to expand the **Filter Criteria** section.



If the report does not allow sorting, the **Filter** button is displayed instead of the **Sort/Filter** button, and sort criterion fields are not available.

Click **Add Criterion** to add new filter criteria. A blank row is added to the grid.

Column	Select a field by which to filter the data. The drop down lists the columns that appear on the report.
Operator	Select an operator. = Equals ≠ Not equals > Greater than ≥ Greater than or equal to < Less than ≤ Less than or equal to
Value	Type the value by which you want to filter. For example, if you selected a date in the Column field, type a date to view only data for a specific date. Note: When filtering report data by date, you must use the following formats: <ul style="list-style-type: none"> • If the date is displayed in the MM/DD/YYYY format, the filter value must be in the YYYYMMDD format. • If the date is displayed in the MM/YYYY format, the filter value must be in the YYYYMM format. • If the date is displayed in the MM/YY format, the filter value must be in the YYMM format.

Add Criterion	Add another row. Select the logical connector (<i>AND</i> or <i>OR</i>) in the Logical field. Continue adding rows as needed. The Logical field does not appear until you click Add Criterion to add an additional row. <ul style="list-style-type: none"> • Using the AND operator limits search results, because the program looks only for records that contain both criterion. • Using the OR operator expands search results, because the program looks for records that contain either one criterion or the other, or both.
Delete Selected	Delete selected row. Select the row, and then click the button. The row is deleted from the filter criteria.

Click **OK** to apply the selected filter criteria to the report.

Click **Cancel** to close the dialog box without applying a filter.

NOTE: Some applications allow you to filter by specific data:

In Test Scores, you can filter report data to include only students who are enrolled in special programs. When filtering report data for At Risk, PRS, and GT programs, you must select 1 (Yes) or 0 (No) in the **Value** field. For example, if you filter report data for the At Risk program by selecting *Equals* in the **Operator** field and Yes in the **Value** field, no data is displayed; however, if you select 1 in the **Value** field, the At Risk data is displayed.

Reset [Reset report data.](#)

Click to restore the report to the original view, removing all sorting and filtering that has been applied.

Notes about filtering SHS0110

- If you are filtering by age, add a leading zero if the age is less than ten (e.g., 09).
- When you filter the Annual Immunization Status Report (DSHS) - Detail:
 - For **Column**, select Immunization Code or Category Code.
 - For **Operator**, select Equals.
 - For **Value**, type the [immunization or category code](#)

Immunization Code Values	Category Code Values
1 - DTaP	
2 - Tdap/Td	
3 - Hepatitis A	
4 - Hepatitis B	
5 - MMR	
6 - Polio	
7 - Varicella	
8 - Pneumococcal (PCV)	
9 - Meningococcal (MCV4)	
10 - Not currently collected (previously Influenza)	
11 - Hib	
	1 - Completely Vaccinated
	2 - Provisional
	3 - Conscience/Religious Exemptions
	4 - Medical Exemptions
	5 - Delinquent
	6 - History of Illness



Back Cover