



# SHS0810 - Medical Profile Report



# Table of Contents

**SHS0810 - Medical Profile Report** ..... 1






# SHS0810 - Medical Profile Report

**Health > Reports > Health Reports > Student > SHS0810 - Medical Profile Report**

This report lists information on immunizations and tuberculosis, vision, hearing, spinal, acanthosis screenings, and physical exams. Comments are included.

## Run the report:

Parameter	Description
<b>Campus ID (Blank for All)</b>	Type the three-digit campus ID, or click  to <a href="#">select the campus</a> . Leave blank to select all campuses in the district.  <b>NOTE:</b> If you select to create the report for all campuses, any campuses excluded from district reporting (i.e., campuses that have the <b>Exclude from District Reporting</b> field selected on <a href="#">Registration &gt; Maintenance &gt; Campus Profile &gt; Campus Information Maintenance &gt; Control Info</a> ) are not included in the report. However, you can generate the report for an individual excluded campus by entering the campus ID.
<b>Grade Level (Blank for All)</b>	Type the two-character grade level, click  to <a href="#">select the grade level</a> , or leave blank to select all grade levels.
<b>Student ID (Blank for All)</b>	Type the six-digit student ID number, including all leading zeros. Or, click  to <a href="#">select the student</a> . Leave blank to select all students.
<b>Active Code (1=Active, 2=Inactive, Blank for All)</b>	1 - Select active students only. 2 - Select inactive students only. Blank - Select all students.
<b>Sort by Control Number (Y, N)</b>	Y - Sort by control number then student name. N - Sort by student name.
<b>Page Break on Student ID (Y, Blank=N)</b>	Y - Insert a page break after each student record. N or blank - Do not insert page breaks.



## Back Cover