



# SHS0820 - Accident Report



# Table of Contents

**SHS0820 - Accident Report** ..... 1







# SHS0820 - Accident Report

**Health > Reports > Health Reports > Student > SHS0820 - Accident Report**

This report lists accident information, allowing you to verify accident data and provide accident reports to school officials.

## Run the report:

Parameter	Description
<b>Campus ID (Blank for All)</b>	Type the three-digit campus ID, or click  to <a href="#">select the campus</a> . Leave blank to select all campuses in the district.  <b>NOTE:</b> If you select to create the report for all campuses, any campuses excluded from district reporting (i.e., campuses that have the <b>Exclude from District Reporting</b> field selected on <a href="#">Registration &gt; Maintenance &gt; Campus Profile &gt; Campus Information Maintenance &gt; Control Info</a> ) are not included in the report. However, you can generate the report for an individual excluded campus by entering the campus ID.
<b>Grade Level (Blank for All)</b>	Type the two-character grade level, click  to <a href="#">select the grade level</a> , or leave blank to select all grade levels.
<b>Control Number (Blank for All)</b>	Type the three-digit control number (instructor ID), click  to <a href="#">select the control number</a> , or leave blank to select all control numbers.
<b>Active Code (1=Active, 2=Inactive, Blank for All)</b>	1 - Select active students only. 2 - Select inactive students only.  Blank - Select all students.
<b>Student ID (Blank for All)</b>	Type the six-digit student ID number, including all leading zeros. Or, click  to <a href="#">select the student</a> . Leave blank to select all students.
<b>Accident Location (Blank for All)</b>	Type the three-character accident location code. Leave blank to select all locations. These codes are listed in the <b>Location</b> drop-down field on <a href="#">Maintenance &gt; Student Health &gt; Accident</a> .
<b>Nature of Accident (Blank for All)</b>	Type the three-character code for the nature of the accident. Leave blank to select all natures. These codes are listed in the <b>Nature of Accident</b> drop-down field on <a href="#">Maintenance &gt; Student Health &gt; Accident</a> .
<b>Begin/End Date (MMDDYYYY)</b>	



## Back Cover