



SHS0835 - Communicable Diseases Report

Table of Contents






SHS0835 - Communicable Diseases Report 1


SHS0835 - Communicable Diseases Report

Health > Reports > Health Reports > Student > SHS0835 - Communicable Diseases Report

This report provides information about communicable diseases contracted by student, allowing you to verify data and provide reports to school officials and the state.

Run the report:

Parameter	Description
Campus ID (Blank for All)	Type the three-digit campus ID, or click  to select the campus . Leave blank to select all campuses in the district. NOTE: If you select to create the report for all campuses, any campuses excluded from district reporting (i.e., campuses that have the Exclude from District Reporting field selected on Registration > Maintenance > Campus Profile > Campus Information Maintenance > Control Info) are not included in the report. However, you can generate the report for an individual excluded campus by entering the campus ID.
Grade Level (Blank for All)	Type the two-character grade level, click  to select the grade level , or leave blank to select all grade levels.
Control Number (Blank for All)	Type the three-digit control number (instructor ID), click  to select the control number , or leave blank to select all control numbers.
Active Code (1=Active, 2=Inactive, Blank for All)	1 - Select active students only. 2 - Select inactive students only. Blank - Select all students.
Student ID (Blank for All)	Type the six-digit student ID number, including all leading zeros. Or, click  to select the student . Leave blank to select all students.
Disease Code (Blank for All)	Type the two-character communicable disease code for which you want to run the report. Leave blank to select all communicable disease codes. These codes are listed in the Disease drop-down field on Maintenance > Student Health > Communicable Disease .
Beginning/Ending Date of Onset (MMDDYYYY)	Type the date, or click  to select the date from a calendar. <ul style="list-style-type: none"> If only Beginning Date of Onset is typed, the same date is used for Ending Date of Onset. If both are blank, all dates are included, not just the current school year. The onset date range and the follow-up date range can be used together.

Parameter	Description
Beginning/Ending Follow-up Date (MMDDYYYY)	Type the date, or click  to select the date from a calendar. <ul style="list-style-type: none"> • If only Beginning Follow-up Date is typed, the same date is used for Ending Follow-up Date. • If the follow-up date range blank, all dates are included, not just the current school year. • If you type an ending date, you must type a beginning date.
In School at Onset (Y, N, Blank for All)	Y - Select only students who were in school at the time of the onset. N - Select only students who were not in school at the time of the onset. Blank - Select all students.
Who was notified (01-08, Blank for All)	01 - Select only records where the parent of child was notified. 02 - Select only records where the parent of child and parents of closest contacts (friends) were notified. 03 - Select only records where the parent of child and parents of classmates were notified. 04 - Select only records where the parent of child and parents of grade level were notified. 05 - Select only records where the parent of child and parents of entire campus were notified. 06 - Select only records where the parent of child and parents of bus contacts were notified. 07 - Select only records where the Department of State Health Services was notified. 08 - Select only records where district staff was notified. Blank - Select all.
How Were People Notified (I, P, F, L, O, Blank for All)	F - Select only people notified by fax I - Select only people notified in person L - Select only people notified by letter O - Select only people notified in other ways P - Select only people notified by phone Blank - Select all
Report	Select one: <ul style="list-style-type: none"> • Communicable Diseases Report - Print detail report (student-level data). • Communicable Diseases Report - Summary - Print summary report (counts by grade level).



Back Cover