



# State Reporting



# Table of Contents

**State Reporting - UNDER CONSTRUCTION** ..... 1



# State Reporting - UNDER CONSTRUCTION



**Registration > Maintenance > District Profile > District Maintenance > State Reporting**

This tab allows the user to enter data reported in the Education Organization Domain.



**Update data:**

|  |   |
|--|---|
| <b>ASVAB</b>                           | Select the code indicating if the district or open-enrollment charter school provides students in grade levels 10-12 an opportunity to take the Armed Services Vocational Aptitude Battery (ASVAB) test or a comparable substitute. This field is not displayed prior to 2018-2019.<br><br><b>NOTE:</b> As of the 2019-2020 school year, the field is not mandatory at campuses that do not offer grade levels 10-12, per TEDS 2020.2.0. The field is required at campuses with grade levels 10-12. |
| <b>Family Engagement Plan Link</b>     | Type the website address used by the LEA to provide its Family Engagement Plan.   |
| <b>LEA Grievance Link</b>              | Type the website address that connects directly to the Local Education Agency's grievance policy.   |
| <b>Local Education Agency Category</b> | Select the Local Education Agency Category and the Local Education Agency Category Description for the School Year.   |
| <b>Education Organization Category</b> | Select the Education Organization Category and the Education Organization Category Description for the School Year.   |
| <b>Program Evaluation Type</b>         | Select the Program Evaluation Type that indicates the type of program evaluation tool LEAs use to report the progress of students participating in a High-Quality PK program.   |



Under **CTE Programs of Study:**

|   |  |
|---|--|
|  | <p><a href="#">Delete a row.</a></p> <p>1. Click  to delete a row. The row is shaded red to indicate that it will be deleted when the record is saved. You can select multiple rows to be deleted at the same time.</p> <p>2. Click <b>Save</b>. You are prompted to confirm that you want to delete the row. Click <b>Yes</b> to continue. Otherwise, click <b>No</b>.</p> <p>You can save edits and delete records in the same step (i.e., the changes are all committed when the record is saved).</p> |
| <b>Program Code</b>   | Select the program code from the drop-down menu.   |

Under **Gifted and Talented Programs:**

|   |  |
|---|--|
|  | <p><b>Delete a row.</b></p> <ol style="list-style-type: none"> <li>1. Click  to delete a row. The row is shaded red to indicate that it will be deleted when the record is saved. You can select multiple rows to be deleted at the same time.</li> <li>2. Click <b>Save</b>. You are prompted to confirm that you want to delete the row. Click <b>Yes</b> to continue. Otherwise, click <b>No</b>.</li> </ol> <p>You can save edits and delete records in the same step (i.e., the changes are all committed when the record is saved).</p> |
| <p><b>GT Program</b></p>  | <p>Select the program code from the drop-down menu.</p>  |

Under **Child Care Partnership:**

|   |  |
|---|--|
|  | <p><b>Delete a row.</b></p> <ol style="list-style-type: none"> <li>1. Click  to delete a row. The row is shaded red to indicate that it will be deleted when the record is saved. You can select multiple rows to be deleted at the same time.</li> <li>2. Click <b>Save</b>. You are prompted to confirm that you want to delete the row. Click <b>Yes</b> to continue. Otherwise, click <b>No</b>.</li> </ol> <p>You can save edits and delete records in the same step (i.e., the changes are all committed when the record is saved).</p> |
| <p><b>Operation Number</b></p>  | <p>Enter the number of the childcare facility.</p> <p><b>ChildCareOperationNumber</b> (E1726) identifies the operation number of the childcare facility which participates in a partnership with a Local Education Agency.</p>   |



## Back Cover