



# State Reporting



# Table of Contents

**State Reporting - UNDER CONSTRUCTION** ..... 1



# State Reporting - UNDER CONSTRUCTION



**Registration > Maintenance > District Profile > District Maintenance > State Reporting**

This tab allows the user to enter data reported in the Education Organization Domain.



**Update data:**

<b>ASVAB</b>	Select the code indicating if the district or open-enrollment charter school provides students in grade levels 10-12 an opportunity to take the Armed Services Vocational Aptitude Battery (ASVAB) test or a comparable substitute. This field is not displayed prior to 2018-2019.  <b>NOTE:</b> As of the 2019-2020 school year, the field is not mandatory at campuses that do not offer grade levels 10-12, per TEDS 2020.2.0. The field is required at campuses with grade levels 10-12.
<b>Family Engagement Plan Link</b>	Type the website address used by the LEA to provide its Family Engagement Plan.
<b>LEA Grievance Link</b>	Type the website address that connects directly to the Local Education Agency's grievance policy.
<b>Local Education Agency Category</b>	Select the Local Education Agency Category and the Local Education Agency Category Description for the School Year.
<b>Education Organization Category</b>	Select the Education Organization Category and the Education Organization Category Description for the School Year.
<b>Program Evaluation Type</b>	Select the Program Evaluation Type that indicates the type of program evaluation tool LEAs use to report the progress of students participating in a High-Quality PK program.



Under **CTE Programs of Study:**

	<p><a href="#">Delete a row.</a></p> <p>1. Click  to delete a row. The row is shaded red to indicate that it will be deleted when the record is saved. You can select multiple rows to be deleted at the same time.</p> <p>2. Click <b>Save</b>. You are prompted to confirm that you want to delete the row. Click <b>Yes</b> to continue. Otherwise, click <b>No</b>.</p> <p>You can save edits and delete records in the same step (i.e., the changes are all committed when the record is saved).</p>
<b>Program Code</b>	Select the program code from the drop-down menu.

Under **Gifted and Talented Programs:**

	<p><b>Delete a row.</b></p> <ol style="list-style-type: none"> <li>1. Click  to delete a row. The row is shaded red to indicate that it will be deleted when the record is saved. You can select multiple rows to be deleted at the same time.</li> <li>2. Click <b>Save</b>. You are prompted to confirm that you want to delete the row. Click <b>Yes</b> to continue. Otherwise, click <b>No</b>.</li> </ol> <p>You can save edits and delete records in the same step (i.e., the changes are all committed when the record is saved).</p>
<p><b>GT Program</b></p>	<p>Select the program code from the drop-down menu.</p>

Under **Child Care Partnership**:

	<p><b>Delete a row.</b></p> <ol style="list-style-type: none"> <li>1. Click  to delete a row. The row is shaded red to indicate that it will be deleted when the record is saved. You can select multiple rows to be deleted at the same time.</li> <li>2. Click <b>Save</b>. You are prompted to confirm that you want to delete the row. Click <b>Yes</b> to continue. Otherwise, click <b>No</b>.</li> </ol> <p>You can save edits and delete records in the same step (i.e., the changes are all committed when the record is saved).</p>
<p><b>Operation Number</b></p>	<p>Enter the number of the childcare facility.</p> <p><b>ChildCareOperationNumber</b> (E1726) identifies the operation number of the childcare facility which participates in a partnership with a Local Education Agency.</p>

Click **Save**.



## Back Cover