



Pending Update Details

Table of Contents















Pending Update Details 1

Pending Update Details

Registration > Maintenance > Online Registration > Pending Updates (click )

This tab allows you to review and approve or reject a student's pending online registration update requests submitted by parents from ASCENDER ParentPortal.

Student ID: 200016 Student Name: Holland, Barry Gibb

Decision	Submitted For	Field	Current Value	New Value	Comment	Submitter
<input checked="" type="radio"/> Pending <input type="radio"/> Accept <input type="radio"/> Reject	Holland, Barry Gibb	Student Residency Questionnaire	---	---		Hollar
<input checked="" type="radio"/> Pending <input type="radio"/> Accept <input type="radio"/> Reject	Holland, Barry Gibb	Student Media Release	---	---		Hollar
<input checked="" type="radio"/> Pending <input type="radio"/> Accept <input type="radio"/> Reject	Holland, Barry Gibb	History of School Attendance - Secondary	---	---		Hollar
<input checked="" type="radio"/> Pending <input type="radio"/> Accept <input type="radio"/> Reject	Holland, Barry Gibb	Student Directory Information Release	---	---		Hollar
<input checked="" type="radio"/> Pending <input type="radio"/> Accept <input type="radio"/> Reject	Holland, Barry Gibb	Migrant Education Program - Family Survey	---	---		Hollar
<input checked="" type="radio"/> Pending <input type="radio"/> Accept <input type="radio"/> Reject	Holland, Barry Gibb	Ethnicity and Race Data Questionnaire	---	---		Hollar
<input checked="" type="radio"/> Pending <input type="radio"/> Accept <input type="radio"/> Reject	Holland, Barry Gibb	Statement of Special Education Services	---	---		Hollar
<input checked="" type="radio"/> Pending <input type="radio"/> Accept <input type="radio"/> Reject	Holland, Barry Gibb	Food Allergy Disclosure	---	---		Hollar
<input checked="" type="radio"/> Pending <input type="radio"/> Accept <input type="radio"/> Reject	Holland, Barry Gibb	Military Connected Student Data	---	---		Hollar
<input checked="" type="radio"/> Pending <input type="radio"/> Accept <input type="radio"/> Reject	Holland, Barry Gibb	Student Area Code		555		Hollar
<input checked="" type="radio"/> Pending <input type="radio"/> Accept <input type="radio"/> Reject	Holland, Barry Gibb	Student Phone		3423432		Hollar
<input checked="" type="radio"/> Pending <input type="radio"/> Accept <input type="radio"/> Reject	Holland, Barry Gibb	Street Direction (Mailing)		N		Hollar
<input checked="" type="radio"/> Pending <input type="radio"/> Accept <input type="radio"/> Reject	Holland, Barry Gibb	Apartment Number (Mailing)		6		Hollar
<input checked="" type="radio"/> Pending <input type="radio"/> Accept <input type="radio"/> Reject	Holland, Barry Gibb	Student Cell Phone	5553249329	5553424325		Hollar

Update data:





To access this page, click  on the Pending Updates page.

The details of the student's pending updates are displayed.

Submitted For The student's name for which the request was submitted is displayed.

One of the following is displayed:

- For a standard or static form, the form name is displayed.
- For a dynamic form, the ASCENDER ParentPortal field type for which the update was requested is displayed.

	<p>For a standard form, you can click  next to the form name to view the form in a pop-up window.</p> <p>If you reject a standard form, a parent will need to re-submit the entire form even if it was previously submitted. Review all form fields.</p> <ul style="list-style-type: none"> • Click Spanish Version to view a Spanish version of the form. Click English Version to return to the English version. • Click Print to print the form. • Click OK to close the window.
Current Value	The current data for the field is displayed, if it exists. This only applies to dynamic form fields.
New Value	The newly submitted information is displayed. This only applies to dynamic form fields.
Submitted By	The name of the parent/guardian who submitted the request is displayed.
Doc Reqd	This field is currently not in use. <i>N</i> is always displayed for dynamic form fields.
Decision	
Accept All	Select to approve all of the student's pending update requests.
Accept	Select to approve a particular pending update.
Reject All	Select to reject all of the student's pending update requests.
Reject	Select to reject a particular pending update.
Pending All	Select to revert all requests to a pending status. This must be done prior to saving.
<p>If you reject an update:</p> <ul style="list-style-type: none"> • You must enter comments explaining your decision. Include detailed explanation and action required of the parent. • An email message is sent to the parent notifying him that the change was not approved. 	
	<p>Click to add comments about your decision to approve or reject a request. The Reviewer's Comment window opens.</p> <p>IMPORTANT! Comments are required when you reject a request. Include detailed explanation and action required of the parent.</p> <ol style="list-style-type: none"> Add or update comments as needed, up to 255 characters. Click OK. You must click Save on the Pending Updates page in order to save the updated data. <p>A red comment icon  indicates that reviewer's comments exist for the request.</p>

Click **Save**.

Once you have accepted or rejected all of a student's pending updates, the student's name is no longer displayed on the [Pending Updates](#) page.

Documents	View or attach supporting documentation.
Inquiry	Click to return to the Pending Updates page.



Back Cover