



Demo3

Table of Contents

Demo3 1

Demo3



Registration > Maintenance > Student Enrollment > Demo3

This tab allows you to view and update a student's additional demographic data. The information on the Demo3 tab is not required for enrollment; however, entering a complete demographic record is recommended.

The Demo3 tab is not available until you retrieve a student on the [Student Enrollment](#) page. For a new student, you must enter and save all required data on [Demo1](#) before proceeding to this tab.

Update data:

☐ Under **Career Technology:**

| | |
|----------------------------------|---|
| Day Care CTE Support | Select if the student receives day care services that allow him to participate in the Career and Technical Education (CTE) program. |
| Career and Technology Ind | Indicates if the student is enrolled in a state-approved CTE course as an elective, or as a participant in the district's career and technical coherent sequence of courses. This field must be set for each semester, because the field is reported for the student in the PEIMS fall and summer submissions. |
| Descriptor | Select the Primary Code from the list. |
| Begin Date | Type the begin date using the MMDDYYYY format. Or, click  to select the date from a calendar. |
| End Date | Type the end date using the MMDDYYYY format. Or, click  to select the date from a calendar. |

☐ Under **Promotion:**

| | |
|------------------------------------|--|
| Year End Status | <p>The code indicating the student's status at the end of the regular school year is displayed.</p> <p>Year-end-status codes</p> <ul style="list-style-type: none"> 01 - Promoted next grade 02 - Retained same grade 03 - Place in the next grade 04 - Placed in transitional program 06 - Promoted from transitional program to regular grade 10 - Not advanced next grade 11 - Advanced next grade 12 - Graduated 13 - Obtained GED 14 - Met requirements but did not pass STAAR/TAKS 15 - Grade 12 but not enough credits to graduate 21 - Status pending - complete summer school 22 - Status pending - other 23 - Left district before - no status (NOTE: Code 23 should be used for withdrawn students to prevent them from being included on the ASDR error report.) |
| | <p>This field is automatically updated when the Assign or Clear Year-End-Status Codes utility in Grade Reporting is run.</p> <ul style="list-style-type: none"> • For all active students in grade levels K-8, the utility assigns code 01 (<i>promoted</i>). • For students in grade levels 9-11, the utility assigns code 11 (<i>promoted</i>). • For students in grade level 12, the utility assigns code 12 (<i>graduated</i>). <p>You must update this field for any exceptions, such as retained students. You can manually update this field, or you can run the Reset Values utility in Registration.</p> <p>The year-end-status code is used for the following purposes:</p> <ul style="list-style-type: none"> • Annual Student Data Rollover (ASDR) advances students to the next grade level or retains them in the current grade level according to the year-end-status code. • Final elementary report cards will print “promoted” or “retained” according to the year-end-status code. |
| SSI Promotion | <p>Indicate if the student was promoted or retained as a result of participation in the Student Success Initiative (SSI).</p> <p>This information is reported to PEIMS beginning with the 2013-14 school year.</p> <p>Rule 40110-0020: Codes 04, 06 and 08 only apply to students in grade level 05.</p> <p>Rule 40110-0072: Codes 10, 12, and 14 only apply to students in grade level 08.</p> |
| Retained Reason 1, 2, 3 | <p>For student is in KG-08, select up to three codes indicating the reason(s) the student was retained in the same grade level or placed in a transitional program if applicable. Leave blank if none of these conditions applies.</p> |

☐ Under **Dyslexia Services:**

| | |
|-------------------------------|---|
| 01-IEP/Sec 504 Svcs | Select the type(s) of dyslexia or related service the student has received at any time during the school year. |
| 02-SBEC/Trained Staff | Student is receiving instruction that meets applicable dyslexia program criteria established by the State Board of Education; and is provided by a person with specific training in providing that instruction. |
| 03-Section 39.023 Mods | The student is permitted, on the basis of having dyslexia or a related disorder, to use modifications in the classroom or accommodations in the administration of assessment instruments under Section 39.023. |

☐ Under **Status Indicators:**

| | |
|-----------------------------|--|
| Student Parent | Select if the student is currently a parent. |
| Even Start | Indicate if the student is enrolled in an Even Start program. An Even Start program can provide services to both parents and their children who are school age (PK-18), or ages 0-3 and coded as EE. |
| Neglected/Delinquent | Select if the student resides in an institution for neglected or delinquent children within the school district boundaries. |

☐ Under **Graduation:**

NOTE: If the student has a graduation plan, the following fields are disabled on this tab and must be updated on [Graduation Plan > Maintenance > Student > Individual Maintenance > PGP](#): **Graduation Type, Financial Aid Application, CPR Date Completed, Speech Date Completed, Peace Officer Interact Date Completed, Foundation Coursework, Distinguished Coursework, Industrial certification1-5**, all five endorsements and their **Date Completed** fields.

| | |
|--|--|
| Graduation Type | Select the plan under which the student intends to graduate. This field is updated when you run the Grad Plan Assignment utility (By Group or By Individual) and can be edited whether or not a student has a graduation plan assigned. |
| AAR Grad Plan | The graduation program description from the PEIMS C062 table is displayed. This is the official PEIMS description, which may be different from the description entered by the district. This description is displayed on the student's AAR. |
| Cert of CrsWrk Date Completed | Type the date of the certificate of coursework completion in the MMDDYYYY format, if applicable. |
| CPR-AED Date Completed | Type the date on which the student met the requirement for cardiopulmonary resuscitation (CPR) instruction. You cannot enter a future date. |
| Peace Officer Interact Date Completed | Type the date on which the student met the requirement for instruction on how to interact with law enforcement, as mandated by Senate Bill 30. You cannot enter a future date. |

| | |
|--|--|
| Texas First Early HS Completion Pgm | Select if the student graduated early. 01: Student Graduated Two or More Semesters Early 02: Student Graduated Less Than Two Semesters Early |
| Graduation Date | Type the date on which the student graduated or is expected to graduate in the MMDDYYYY format. |
| Texas Grant Eligibility | <p>Indicate the student's TEXAS Grant eligibility status and graduation program under which he is expected to graduate. The values 1, 2, or 5 indicate that TEXAS Grant eligibility is expected.</p> <p>NOTE:</p> <p>This indicator can be reset for a group of students using Registration > Utilities > Reset Values.</p> <p>Code 5 indicates that the student is on track to complete the portion of the Recommended Graduation Program available to the student at a high school that has certified to the Commissioner of Education that not all the necessary courses for the recommended program were offered.</p> |
| College Entry | Select if the student plans to attend college. |
| Speech Date Completed | Type the date on which the student met the Foundation High School Program (FHSP) requirement for speech instruction. You cannot enter a future date. |
| IGC Reviewed: | Select if an IGC has been established for the student. |
| IGC Graduate: | Select if the student is an IGC graduate based on the IGC committee decision. |

NOTE: If an 11th or 12th grade student is coded as IGC Reviewed, then the student is coded as IGC Graduate during the ASDR process.

☐ Under **Financial Aid Application:**

| | |
|-----------------|---|
| Status | Use the drop-down menu to select 01 or 02 to indicate the application status. |
| Met Date | Type the month and date in MM-YYYY format. |


☐ Under **Foundation High School Program:**

| | |
|-----------------------------------|---|
| College Career Instruction | Select if the 7th or 8th grade student has received instruction in preparing for high school, college, and career, including information about the creation of a high school personal graduation plan, distinguished level of achievement, each endorsement, college readiness standards, and potential career choices and education needed to enter those careers. (TWEDS data element E1574; This field is no longer extracted for PEIMS; however, it is still needed for tracking students per HB5.) |
| Foundation Coursework | <p>Indicate whether a student is currently pursuing the Foundation High School Program.</p> <ul style="list-style-type: none"> Foundation Coursework 0 = false for FHSPParticipant Foundation Coursework 1 = true for FHSPParticipant |

| | |
|---------------------------------|---|
| Distinguished Coursework | <p>Indicate if the student is currently pursuing the distinguished level of achievement under the Foundation High School Program as provided by TEC §28.025 (b-15).</p> <ul style="list-style-type: none"> Distinguished Coursework is 1 = true for FHSPDistingLevelParticipant Distinguished Coursework is 2 = true for DistingLevelAchievementGraduate |
| Endorsements | <p>Indicate for each endorsement (STEM, Public Services, Business and Industry, Multi Disciplinary Studies, and Arts and Humanities) if the student is pursuing, not pursuing, or has completed the program.</p> <p>Edit:</p> <p>Distinguished Coursework cannot be 2 (<i>completed</i>) unless Foundation Coursework and one endorsement are also set to 2.</p> |
| Date Completed | The date of completion must be entered if the student has completed the program for an endorsement or certification. |

☐ Under **Industry Based Certification**

☐ Click **+Add** to add a new row.

| | |
|------------------------------|---|
| Certification | Indicate a credential or certification earned by the student. |
| Date Taken | Type the date of completion, or click  to select the date from a calendar. |
| Result | Use the drop-down menu to select the result code. |
| Exam Fee | <p>Enter the exam fee amount. This fee identifies the amount of money that was paid by the local education agency for a student's industry certification exam.</p> <p>NOTE: This field will be pre-populated if completed on the Credentials or Certification tab on Graduation Plan > Maintenance > District > Tables.</p> |
| Vendor Nbr | <p>Use the drop-down menu to select the vendor. This field identifies the organization or company that offered the service.</p> <p>NOTE: Previous year vendor numbers will be allowed even if not available in the current school year.</p> <p>NOTE: This field will be pre-populated if completed on the Credentials or Certification tab on Graduation Plan > Maintenance > District > Tables.</p> |
| Background Check Cost | <p>Indicate the cost to collect a fee for an IBC background check.</p> <p>Enter the IBC background check fee amount. This fee identifies the amount of money that was paid by the local education agency for background checks for not more than two certification examinations per student, including costs paid for associated fingerprinting or criminal history record information review.</p> |
| Reimburse | Select an option from the drop-down menu if a prior or current LEA received the one-time allowed industry-based certification fee reimbursement for the student. |
| Enrolled | <p>Select this field if the student is enrolled at the time a certification exam was taken. Update in Graduation Plan and Registration.</p> <p>If selected the Industry Based Certification will extract to State Reporting for the appropriate PEIMS submission.</p> |


☐ Under **DAP Advanced Measures:**

| | |
|------------------------------|---|
| Advanced Measures 1-4 | <p>Indicate the type of advanced measure earned as required to graduate under the Distinguished Achievement Program. The codes can be used as follows:</p> <p>A - Original research and projects. The code can be used once or twice.</p> <p>B - AP score of 3 or above. The code can be used without limit.</p> <p>C - IB score of 4 or above. The code can be used without limit.</p> <p>D - Qualifying PSAT score. The code can be used once.</p> <p>E - College course with a 3.0 or higher. This code can be used without limit.</p> <p>F - Articulated course with 3.0 or higher. The code can be used without limit.</p> <p>Graduation Type must be <i>Distinguished</i> for the DAP Advanced Measures to print on the AAR.</p> |
|------------------------------|---|

☐ Under **Truancy Indicators:**

| | |
|------------------------------------|--|
| Excessive Unexcused Absence | <p>Select this field to indicate if a student is required to attend school (age 6 to 18 years under TEC 25.086), but did not attend without excuse for 10 or more days or parts of days within a six month period of a school year.</p> <p>NOTE: An unexcused absence is defined as any absence that is not excused by state law or LEA local policy. A partial day is defined in accordance with LEA local policy.</p> <p>Enter the campus on which the excessive unexcused absence occurred. Enter the date the excessive unexcused absence occurred.</p> <p>TWEDS Data Element: EXCESSIVE-UNEXCUSED-ABSENCE-INDICATOR-CODE (E1657)</p> |
| Truancy Prevention Measure | <p>Select this field to indicate that the LEA initiated a truancy prevention measure under TEC 25.0915 (a-4) for the student.</p> <p>Enter the campus on which the truancy measure will take place. Enter the date when the truancy prevention measure will take place or took place.</p> <p>TWEDS Data Element: TRUANCY-PREVENTION-MEASURE-INDICATOR-CODE (E1658)</p> |
| Truancy Complaint Filed | <p>Select this field to indicate whether an attendance officer or other school official has filed a complaint against a student's parent or legal guardian, under TEC 25.093.</p> <p>Enter the campus on which the complaint was filed. Enter the date the complaint was filed.</p> <p>TWEDS Data Element: TRUANCY-COMPLAINT-FILED-INDICATOR-CODE (E1659)</p> |

☐ Click **Save**.

| | |
|---|--|
| Comments | View or add comments. Click to view or add comments about the student. The Comments window opens. If comments exist for the student, an exclamation mark is displayed on the button and it is outlined in red. |
| Hist Directory | Retrieve a student enrolled in a prior school year. |
| Bus Info | View or update the student's bus information. The button does not appear until you retrieve a student on the Student Enrollment page. |
|  | View medical alert. The button is displayed if a medical warning exists for the student and Consent to Display Alert is selected on Health > Maintenance > Student Health > Emergency . Click to view the student's medical alert information. |
| Documents | View or attach supporting documentation. |



Back Cover