



SRG0700 - Student Missing Forms

Table of Contents





SRG0700 - Student Missing Forms 1

SRG0700 - Student Missing Forms

Registration > Reports > Registration Reports > Student > SRG0700 - Student Missing Forms

The report provides a list of students who are missing one or more forms for the current school year. You can use the report to identify all students missing a specific form, or identify students who are missing any forms. Archived forms, as well as External and Online Enrollment forms, are excluded.

Run the report:

Parameter	Description
Campus ID	Type the three-digit campus ID, or click  to select the campus .
Grade Level (Blank for All)	Type the two-character grade level, click  to select the grade level , or leave blank to select all grade levels.
Control Nbr (Blank for All)	Type the three-digit control number (instructor ID), click  to select the control number , or leave blank to select all control numbers.
Form Name (Blank for All)	<p>Click  to select the form, or leave blank to select all forms.</p> <p>If blank, the report will list by student which forms are missing and whether it is a required form.</p> <p>If run for a specific form, the report will list students missing the selected form, and the form name will be displayed in the report heading.</p>
Page Break on Cntrl Nbr (Y, N)	<p>Y - Insert a page break between each control number.</p> <p>N or blank - Do not insert page breaks.</p>



Back Cover