



# SRG0700 - Student Missing Forms



# Table of Contents

**SRG0700 - Student Missing Forms** ..... 1







# SRG0700 - Student Missing Forms

## Registration > Reports > Registration Reports > Student > SRG0700 - Student Missing Forms

The report provides a list of students who are missing one or more forms for the current school year. You can use the report to identify all students missing a specific form, or identify students who are missing any forms. External and Online Enrollment forms, as well as Archived forms, are excluded.

### Run the report:

Parameter	Description
<b>Campus ID</b>	Type the three-digit campus ID, or click  to <a href="#">select the campus</a> .
<b>Grade Level (Blank for All)</b>	Type the two-character grade level, click  to <a href="#">select the grade level</a> , or leave blank to select all grade levels.
<b>Control Nbr (Blank for All)</b>	Type the three-digit control number (instructor ID), click  to <a href="#">select the control number</a> , or leave blank to select all control numbers.
<b>Form Name (Blank for All)</b>	<p>Click  to <a href="#">select the form</a>, or leave blank to select all forms.</p> <p>If blank, the report will list by student which forms are missing and whether it is a required form.</p> <p>If run for a specific form, the report will list students missing the selected form, and the form name will be displayed in the report heading.</p>
<b>Page Break on Cntrl Nbr (Y, N)</b>	<p>Y - Insert a page break between each control number.</p> <p>N or blank - Do not insert page breaks.</p>



## Back Cover