



SRG0700 - Student Missing Forms

Table of Contents

SRG0700 - Student Missing Forms 1

SRG0700 - Student Missing Forms

Registration > Reports > Registration Reports > Student > SRG0700 - Student Missing Forms

This report provides a list of students who are missing one or more forms for the current school year. You can use the report to identify all students missing a specific form, or identify students who are missing any forms.





Before you can run the report for a specific form, the form must be set up in ASCENDER ParentPortal Admin - Form Group Management in the *Returning Student Registration* group or the *Student Data Maintenance* group. Only forms in these groups are available in the ellipsis lookup for the **Form Name** parameter.

Public Documents and New Student Enrollment forms, as well as Archived forms, are excluded.

Note that the **Submit Date** field, as displayed on the [Forms](#) tab, is used to associate a student's form with the current year.

You can also run the report for a specific form.

Run the report:

Parameter	Description
Campus ID	Type the three-digit campus ID, or click  to select the campus .
Grade Level (Blank for All)	Type the two-character grade level, click  to select the grade level , or leave blank to select all grade levels.
Control Nbr (Blank for All)	Type the three-digit control number (instructor ID), click  to select the control number , or leave blank to select all control numbers.
Form Name (Blank for All)	<p>Click  to select the form, or leave blank to select all forms.</p> <p>If blank, the report will list by student which forms are missing and whether it is a required form.</p> <p>If run for a specific form, the report will list students missing the selected form, and the form name will be displayed in the report heading.</p>
Page Break on Cntrl Nbr (Y, N)	<p>Y - Insert a page break between each control number.</p> <p>N or blank - Do not insert page breaks.</p>



Back Cover