



SRG0800 - Student Registration Forms

Table of Contents





SRG0800 - Student Registration Forms 1

SRG0800 - Student Registration Forms

Registration > Reports > Registration Reports > Student > SRG0800 - Student Registration Forms

This report prints a form that lists a student's current demographic information, including emergency contacts, bus eligibility and route information, siblings, and allergy and health concern information. The form should be signed by the student's parent/guardian.

Run the report:

Parameter	Description
Ending School Year (YYYY)	Type the four-digit ending school year.
Campus ID	Type the three-digit campus ID, or click  to select the campus .
Attendance Track (Blank for All)	Type the two-digit attendance track. Leave blank to select all tracks.
Sort Order (A=Alpha,C=Control,G=Grade)	A - Sort alphabetically. G - Sort by grade level. C - Sort by control number.
Grade Level (Blank for All)	Type the two-character grade level, click  to select the grade level , or leave blank to select all grade levels.
Control Nbr (Blank for All)	Type the three-digit control number (instructor ID), click  to select the control number , or leave blank to select all control numbers.
Print Only Bus Eligible Students (Y, N)	Y - Print the report only for students have bus eligibility code E (two-mile eligible) or H (eligible due to hazards). N - Print the report for all students.
Include Withdrawn Students (Y, N)	Y - Include withdrawn students. N - Do not include withdrawn students.
Student IDs (Blank for All)	Type the six-digit student ID number, including all leading zeros. Separate multiple IDs with a comma (e.g., 098321,096476). Or, click  to select the students . Leave blank to select all students.
Print Student SSN (Y, N, M)	Y - Print the entire social security number. N - Print XXX-XX-XXXX for the social security number. M - Print the masked social security number (e.g., XXX-XX-1234).

Parameter	Description
Print Next Year Forms (Y, N)	<p>Y - Print the forms for the next school year, regardless of the Ending School Year value. The report title will reflect the next school year, and the student's next year grade level will be printed.</p> <p>NOTE: Use the next school year campus ID in the Campus ID parameter.</p> <p>N - Print the forms for the school year entered in the Ending School Year parameter.</p> <p>NOTE: Enter the current campus ID number in the Campus ID parameter.</p>
Print Sibling Information (Y, N)	<p>Y or blank - Print the Sibling Information section. Sibling information does not print, only the section.</p> <p>N - Do not print the student's sibling information.</p>
Print For Office Use Only (Y, N)	<p>Y - Print the 'For Office Use Only' section, which includes the following fields: Teacher Name, Control Nbr, Eligibility Code, Birth Certificate on File (Y/N), Mil Conn, Foster Care, Immunization on File (Y/N), Title I, Soc Sec Copy on File (Y/N), At Risk, Migrant, as well as home language, special programs, and disability data.</p> <p>N - Do not print the 'For Office Use Only' section.</p>



Back Cover