



SRG1100 - Student Status Changes

Table of Contents




SRG1100 - Student Status Changes 1

SRG1100 - Student Status Changes

Registration > Reports > Registration Reports > Program > SRG1100 - Student Status Changes

This report lists all withdrawal/reentry records for enrollment and special programs for the current school year.

Run the report:

| Parameter | Description |
|---|---|
| Ending School Year (YYYY) | Type the four-digit ending school year. |
| Campus ID (Blank for All) | Type the three-digit campus ID, or click  to select the campus . Leave blank to select all campuses in the district. NOTE: If you select to create the report for all campuses, any campuses excluded from district reporting (i.e., campuses that have the Exclude from District Reporting field selected on Registration > Maintenance > Campus Profile > Campus Information Maintenance > Control Info) are not included in the report. However, you can generate the report for an individual excluded campus by entering the campus ID. |
| Student ID (Blank for All) | Type the six-digit student ID number, including all leading zeros. Or, click  to select the student . Leave blank to select all students. |
| Grade Level (Blank for All) | Type the two-character grade level, click  to select the grade level , or leave blank to select all grade levels. |
| Print W/R Enroll Comments (Y, N) | Y - Print the comments that correspond to the student's enrollment records. N - Do not print W/R enrollment comments. |



Back Cover