



SRG1600 - Student At Risk Profile

Table of Contents

SRG1600 - Student At Risk Profile 1




SRG1600 - Student At Risk Profile

Registration > Reports > Registration Reports > Program > SRG1600 - Student At Risk Profile

This report provides a form that displays students and their current year At Risk criteria, if any. One page is printed for each student. The report retrieves records with an At Risk year equal to the current ending school year. You can print forms for all students or At Risk students only.

The **Not Advanced For One or More School Years** and **LEP** indicators are displayed on the report regardless of the At Risk year. These indicators do not reside on the At Risk record; they are calculated separately.

Run the report:

Parameter	Description
Ending School Year (YYYY)	Type the four-digit ending school year.
Campus ID (Blank for All)	Type the three-digit campus ID, or click  to select the campus . Leave blank to select all campuses in the district. NOTE: If you select to create the report for all campuses, any campuses excluded from district reporting (i.e., campuses that have the Exclude from District Reporting field selected on Registration > Maintenance > Campus Profile > Campus Information Maintenance > Control Info) are not included in the report. However, you can generate the report for an individual excluded campus by entering the campus ID.
Include Withdrawn Students (Y, N)	Y - Include withdrawn students. N - Do not include withdrawn students.
Grade Level (Blank for All)	Type the two-character grade level, click  to select the grade level , or leave blank to select all grade levels.
Student ID (Blank for All)	Type the six-digit student ID number, including all leading zeros. Or, click  to select the student . Leave blank to select all students.
Print only At Risk Students (Y, N)	Y - Print forms for At Risk students only. N - Print forms for all students.
Print Student SSN (Y, N, M)	Y - Print the entire social security number. N - Print XXX-XX-XXXX for the social security number. M - Print the masked social security number (e.g., XXX-XX-1234).
Print Parent/Guardian Signature (Y, N)	Y - Print a line for the parent/guardian signature. N - Do not print a signature line.



Back Cover