



Study Hall

Table of Contents

Study Hall 1

Study Hall



Scheduling > Maintenance > Master Schedule Generator > Resource Allocator > Study Hall


This tab allows you to create study hall courses.

Create study hall courses:

- Existing study hall are displayed in order by instructor ID. The list [can be re-sorted](#).

You can re-sort the grid by clicking on an underlined column heading. It will sort in ascending order. Click it again to sort in descending order.

A triangle next to the column heading indicates the column by which the grid is currently sorted and whether it is sorted in ascending  or descending  order.

- If more sections are retrieved than can be displayed on one page, you can [page through the list](#).
- Click  to add a study hall course.
- Or, click **+Add** to update an existing study hall course.

The fields in the free-form area below the grid are enabled.

| Field | Description |
|---------|--|
| Crs Nbr | Click  to select the course . |



Back Cover