



# **Students With Unscheduled Proxies (Trial Scheduling Load)**



# Table of Contents

**Students With Unscheduled Proxies (Trial Scheduling Load) ..... 1**



# Students With Unscheduled Proxies (Trial Scheduling Load)

**Scheduling > Maintenance > Master Schedule Generator > Trial Scheduling Load > Stu w/ Unshed Proxies**

This tab generates the Unscheduled Sections of Match Proxies report for the scheduling load which lists the students whose requested match proxy could not be scheduled, the individual courses in the match proxy, and the reason the courses could not be scheduled.

Print and review the report before accepting the load.

## View report:

Enter report criteria:


<b>Grades</b>	Select a grade level, or select <i>All</i> to include all grade levels.
<b>Student ID</b>	Type the student ID. Leading zeros are not required. Or, click <b>Directory</b> to select one or more students from the <a href="#">directory</a> . Leave blank to include all students.
<b>Match Proxies</b>	Select a proxy, or select <i>All</i> to include all proxies.

Click **Retrieve Report**.


- [Review, save, or print the report.](#)

### Review the report using the following buttons:

Click  to go to the first page of the report.


Click  to go back one page.


Click  to go forward one page.

Click  to go to the last page of the report.

### The report can be viewed and saved in various file formats.

Click  to save and print the report in PDF format.

Click  to save and print the report in CSV format. (This option is not available for all reports.) When a report is exported to the CSV format, the report headers may not be included.

Click  to close the report window. Some reports may have a **Close Report**, **Exit**, or **Cancel** button instead.





## Back Cover