



Unmatched Proxy Sections (Live Scheduling Load)

Table of Contents

Unmatched Proxy Sections (Live Scheduling Load) 1

Unmatched Proxy Sections (Live Scheduling Load)

Scheduling > Maintenance > Live Scheduling Load > Unmatched Proxy Sec

This tab generates the Unmatched Sections of Match Proxy Courses report for the scheduling load which lists the match proxies where the section numbers do not match, the courses in the proxy, and the unmatched sections for each course.

A valid match proxy must have the following:

- Same section
- Same begin and end periods
- Different semester
- Courses that are only included in one match proxy

The report also indicates if any sections have an invalid semester, begin period, or end period.

Print and review the report before accepting the load.

View report:

Enter report criteria:


Match Proxies Select a proxy, or select *All* to include all proxies.

Click **Retrieve Report**.


- [Review, save, or print the report.](#)

Review the report using the following buttons:


Click  to go to the first page of the report.


Click  to go back one page.


Click  to go forward one page.

Click  to go to the last page of the report.

The report can be viewed and saved in various file formats.

Click  to save and print the report in PDF format.

Click  to save and print the report in CSV format. (This option is not available for all reports.)
When a report is exported to the CSV format, the report headers may not be included.

Click  to close the report window. Some reports may have a **Close Report**, **Exit**, or **Cancel**

button instead.



Back Cover