



Performing Objectives

Table of Contents

Performing Objectives 1

Performing Objectives

Special Education > Maintenance > District > IEP Goals Objectives > Performing Objectives

This tab allows the district to create a list of performing objectives.

Every student enrolled in special education must have an Individualized Education Program (IEP) that describes the student's educational goals and objectives.

A Performing Objective is an intermediate objective that the student is expected to achieve in order to accomplish the [IEP goal](#). Each goal is associated with a series of Performing Objectives, and each Performing Objective is associated with a series of [Enabling Objectives](#).

Once Performing Objectives are created by the district, the campus staff can include any of these objectives in a student's IEP.

Update data:

Goal	Select the goal for which you want to view associated performing objectives. These goals are established on the IEP Goals tab.
-------------	------------------------------------------------------------------------------------------------------------------------------------------------




Existing Performing Objectives associated with the selected goal are displayed.

Click **+Add** to add a Performing Objective. A pop-up window opens.

Performing Objective	Type a two-character ID for the objective.
Description	Type the description for the objective, up to 50 characters.

Click **OK** to close the window.

Click **Save**.

	<p>Edit a record.</p> <p>Update the fields as needed, click OK, and then click Save. The changes are displayed in the grid. Or, click Cancel to close the window without making changes.</p>
	<p>Delete a row.</p> <ol style="list-style-type: none"> Click  to delete a row. The row is shaded red to indicate that it will be deleted when the record is saved. You can select multiple rows to be deleted at the same time. Click Save. You are prompted to confirm that you want to delete the row. Click Yes to continue. Otherwise, click No. <p>You can save edits and delete records in the same step (i.e., the changes are all committed when the record is saved).</p>



Back Cover