



Program Information (Current Year)

Table of Contents

Program Information 1

Program Information

Special Education > Maintenance > Student Sp Ed Data > Current Year > Program Information



This tab allows you to maintain current year program information for a student enrolled in special ed, including the student's related services, hearing/visual impairment, and local use codes.

Update data:

[Select a student](#)


To retrieve a student's records, select the student in one of the following ways:

Student	<p>Begin typing the student ID (with leading zeros) or last name. As you begin typing, a drop-down list displays students whose ID or last name <i>begins with</i> the numbers or characters you have typed. The drop-down list displays the students' full name and grade level. From the drop-down list you can select the student.</p> <p>The student can also be located by typing the name in one of the following formats:</p> <ul style="list-style-type: none"> • Last name, comma, first name (smith, john) • Last name initial, comma, first name initial (s,j) • Comma, first name (,j)
Texas Unique Student ID	<p>Type all or part of the student's Texas Unique Student ID to retrieve students whose ID <i>begins with</i> the characters you typed.</p> <p>If the student does not have a Unique ID, click TSDS Unique ID button to connect to the TSDS Unique ID Web Service and obtain an ID. Your LEA must have the appropriate credentials through Texas Education Agency Login (TEAL) before this functionality can be used.</p> <p>Review the Assign a TSDS Unique ID guide for additional information.</p>
Directory	<p>Click to select a student from the Directory.</p>
(photo)	<p>If a photo exists for the student, the student photo is displayed.</p> <p>From Registration > Maintenance > Student Enrollment, you can change the student photo:</p> <ol style="list-style-type: none"> 1. Hover over the image, and click Change. The Change Student Photo window opens. 2. Click Choose File. Locate and open the file for the new image. 3. Click Save. The window closes, and the new image is displayed. <p>Photos are not displayed in all applications. They are displayed in Attendance (Inquiry), Discipline, Grade Reporting, Graduation Plan, Health, Registration, and Scheduling. They are not displayed in Special Ed or Test Scores.</p>

Field	Description		
Program Information	<p>Secondary Disability</p> <p>The student's secondary disability is displayed. This code is not required unless the student has been identified with a secondary disability code by the ARD committee.</p> <p>This field is maintained on Registration > Maintenance > Student Enrollment > SpecEd</p>		
	<p>Tertiary Disability</p> <p>Select the student's tertiary disability.</p> <p>This field is maintained on Registration > Maintenance > Student Enrollment > SpecEd</p>		
	<p>Multi Disability</p> <p>The field is selected if the student is multiply disabled.</p> <p>This field is maintained on Registration > Maintenance > Student Enrollment > SpecEd</p>		
	<p>Child Count Funding Code</p> <p>The federal program under which the student is funded is displayed. NOTE: This field is automatically set to 3 (<i>Individuals With Disabilities Education Act (IDEA) Amendments of 2004</i>) when a student is enrolled in special education from the Registration application. This field is maintained on Registration > Maintenance > Student Enrollment > SpecEd</p>		
	<p>Early Childhood Intervention</p> <p>The field is selected if the student participates in the Early Childhood Intervention (ECI) program.</p> <p>This field is maintained on Registration > Maintenance > Student Enrollment > SpecEd</p>		
	<p>Early Childhood Special Education (ECSE)</p> <p>Select if the student is enrolled in the Early Childhood Special Education (ECSE). If selected, the student's grade level must be EE, PK, or KG, and the ECSE Service Location field is required.</p> <table border="1" data-bbox="571 1055 1471 1151"> <tr> <td>ECSE Service Location</td> <td>If ECSE is selected for this student, the program in which the student receives the majority of his special education services is displayed.</td> </tr> </table> <p>These fields are maintained on Registration > Maintenance > Student Enrollment > SpecEd</p>	ECSE Service Location	If ECSE is selected for this student, the program in which the student receives the majority of his special education services is displayed.
	ECSE Service Location	If ECSE is selected for this student, the program in which the student receives the majority of his special education services is displayed.	
	<p>Intellectual Disability Code</p> <p>Select the degree of the student's intellectual disability.</p> <p>If a code is selected, the student's Primary Disability must be 06-Intellectual Disability.</p>		
	<p>Adaptive PE</p> <p>Select if the student participates in a physical education program adapted for students with special needs.</p>		
	<p>Weekly Spec ED Instruction Time</p> <p>Select the amount of time a special ed instructor works with the student.</p>		
	<p>Vocational Education</p> <p>Select the vocational program in which the student participates.</p>		
	<p>IEP Services Initiated</p> <p>Type the first date on which the student was provided services specified in the initial IEP. Use the MMDDYYYY format. Or, click  to select the date from a calendar.</p>		
	<p>FIE Report Date</p> <p>Type the date on which the student's most recent Full and Individual Evaluation (FIE) comprehensive assessment was performed. Use the MMDDYYYY format. Or, click  to select the date from a calendar.</p>		
	<p>Print Profile</p> <p>Select if you want to allow printing of the student's special ed profile when running Reports > Special Ed > Student > SEM0350 - Special Ed Student Profiles. This field is automatically selected after ASDR is run.</p>		
<p>Non-Public School Name</p> <p>Type the name of the non-public school, institution, or hospital where the student is receiving special ed services. This applies only to students on contract with a non-public school.</p>			
<p>Medicaid Eligible</p> <p>Select if the student is eligible to receive Medicaid services. The field can also be updated on Registration > Maintenance > Student Enrollment > Demo2.</p>			
<p>TX Medicaid ID</p> <p>Type the student's nine-digit Medicaid ID. This is required to request Medicaid reimbursement from the School Health and Related Services (SHARS) for certain health related services provided to special ed students.</p>			

Field	Description
Related Services	The following fields in this section indicate if the student is receiving the service. The fields are maintained on Registration > Maintenance > Student Enrollment > SpecEd . <ul style="list-style-type: none"> • Aud Svc • Couns Svc • Medical Diag • Occup Thrpy • Orient Trng • Phys Thrpy • Psych Svc • Revc Thrpy • Sch Hlth Svc • Soc Hlth Svc
	Adaptive Equipment Select if the student is provided with adaptive equipment or materials.
	Assistive Technology The field is selected if the student receives or is scheduled to receive assistive technology devices/services. This field is maintained on Registration > Maintenance > Student Enrollment > SpecEd
	Interpretive Services The type of interpretive services the student receives or is scheduled to receive is displayed. This field is maintained on Registration > Maintenance > Student Enrollment > SpecEd
	Medically Fragile The field is selected if the student has a serious ongoing illness or chronic condition anticipated to last 12 or more months and requires routine use of medical devices or assistive technology. This field is maintained on Registration > Maintenance > Student Enrollment > SpecEd
	Special Seating Select if the campus provides the student with any type of special chairs or seating equipment that will enable the student to participate as fully as possible in classroom activities. If the campus provides a wheelchair, this field should be selected.
	Supplemental Services Indicate how supplemental consultative assistance is provided.
	Transportation The field indicates if transportation is provided for the student, as determined by the Admission, Review and Dismissal (ARD) committee. This field is maintained on Registration > Maintenance > Student Enrollment > SpecEd
	Wheelchair Code Select if the student uses a wheelchair.
	Local Use One eight-character date field and eight one-character fields are available for the district to maintain any locally-defined data about the student for the current year. Type data in these fields as needed.

Other functions and features:

 Medical Alert	<p>View medical alert.</p> <p>The button is displayed if a medical warning exists for the student and Consent to Display Alert is selected on Health > Maintenance > Student Health > Emergency.</p> <p>Click to view the student's medical alert information.</p>
--	--



Back Cover