



Program Information (Current Year)

Table of Contents

Program Information (Current Year) 1

Program Information (Current Year)

Special Education > Maintenance > Student Sp Ed Data > Current Year > Program Information



This tab allows you to maintain current year program information for a student enrolled in special ed, including the student's related services, hearing/visual impairment, and local use codes.

Update data:

[Select a student](#)

To retrieve a student's records, select the student in one of the following ways:

Student	<p>Begin typing the student ID (with leading zeros) or last name. As you begin typing, a drop-down list displays students whose ID or last name <i>begins with</i> the numbers or characters you have typed. The drop-down list displays the students' full name and grade level. From the drop-down list you can select the student.</p> <p>The student can also be located by typing the name in one of the following formats:</p> <ul style="list-style-type: none"> • Last name, comma, first name (smith, john) • Last name initial, comma, first name initial (s,j) • Comma, first name (,j)
Texas Unique Student ID	<p>Type all or part of the student's Texas Unique Student ID to retrieve students whose ID <i>begins with</i> the characters you typed.</p> <p>If the student does not have a Unique ID, click TSDS Unique ID button to connect to the TSDS Unique ID Web Service and obtain an ID. Your LEA must have the appropriate credentials through Texas Education Agency Login (TEAL) before this functionality can be used.</p> <p>Review the Assign a TSDS Unique ID guide for additional information.</p>
Directory	<p>Click to select a student from the Directory.</p>
(photo)	<p>If a photo exists for the student, the student photo is displayed.</p> <p>From Registration > Maintenance > Student Enrollment, you can change the student photo:</p> <ol style="list-style-type: none"> 1. Hover over the image, and click Change. The Change Student Photo window opens. 2. Click Choose File. Locate and open the file for the new image. 3. Click Save. The window closes, and the new image is displayed. <p>Photos are not displayed in all applications. They are displayed in Attendance (Inquiry), Discipline, Grade Reporting, Graduation Plan, Health, Registration, and Scheduling. They are not displayed in Special Ed or Test Scores.</p>

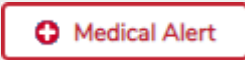
Field	Description				
Program Information	<p>Secondary Disability The student's secondary disability is displayed. This code is not required unless the student has been identified with a secondary disability code by the ARD committee.</p> <p>TWEDS Data Element: Disability (E3015) (Code Table: C053)</p> <p>This field is maintained on Registration > Maintenance > Student Enrollment > SpecEd</p>				
	<p>Tertiary Disability Select the student's tertiary disability.</p> <p>TWEDS Data Element: Disability (E3015) (Code Table: C053) indicates the disability category that describes a child's impairment.</p> <p>This field is maintained on Registration > Maintenance > Student Enrollment > SpecEd</p>				
	<p>Multi Disability The field is selected if the student is multiply disabled.</p> <p>TWEDS Data Element: MultiplyDisabled (E0882)</p> <p>This field is maintained on Registration > Maintenance > Student Enrollment > SpecEd</p>				
	<p>Child Count Funding Code The federal program under which the student is funded is displayed. NOTE: This field is automatically set to 3 (<i>Individuals With Disabilities Education Act (IDEA) Amendments of 2004</i>) when a student is enrolled in special education from the Registration application.</p> <p>TWEDS Data Element: ChildCountFunding (E0832) (Code Table: C066)</p> <p>This field is maintained on Registration > Maintenance > Student Enrollment > SpecEd</p>				
	<p>Early Childhood Intervention The field is selected if the student participates in the Early Childhood Intervention (ECI) program.</p> <p>TWEDS Data Element: SPEDProgramSvc (E0900) (Code Table: C341)</p> <p>This field is maintained on Registration > Maintenance > Student Enrollment > SpecEd</p>				
	<p>Preschool Program (PPCD) Select if the student is enrolled in the Preschool Program for Children with Disabilities (PPCD). If selected, the student's grade level must be EE, PK, or KG, and the PPCD Service Location Code field is required.</p> <p>TWEDS Data Element: SPEDProgramSvc (E0900) (Code Table: C341)</p> <table border="1"> <tr> <td>PPCD Service Location Code</td> <td>If PPCD is selected for this student, the program in which the student receives the majority of his special education services is displayed.</td> </tr> <tr> <td></td> <td>TWEDS Data Element: PPCDServiceLocation (E1077) (Code Table: C184)</td> </tr> </table> <p>These fields are maintained on Registration > Maintenance > Student Enrollment > SpecEd</p>	PPCD Service Location Code	If PPCD is selected for this student, the program in which the student receives the majority of his special education services is displayed.		TWEDS Data Element: PPCDServiceLocation (E1077) (Code Table: C184)
	PPCD Service Location Code	If PPCD is selected for this student, the program in which the student receives the majority of his special education services is displayed.			
		TWEDS Data Element: PPCDServiceLocation (E1077) (Code Table: C184)			
	<p>Intellectual Disability Code Select the degree of the student's intellectual disability.</p> <p>If a code is selected, the student's Primary Disability must be 06-Intellectual Disability.</p>				
	<p>Adaptive PE Select if the student participates in a physical education program adapted for students with special needs.</p>				
	<p>Weekly Spec ED Instruction Time Select the amount of time a special ed instructor works with the student.</p>				
	<p>Vocational Education Select the vocational program in which the student participates.</p>				
	<p>IEP Services Initiated Type the first date on which the student was provided services specified in the initial IEP. Use the MMDDYYYY format. Or, click  to select the date from a calendar.</p>				
	<p>FIE Report Date Type the date on which the student's most recent Full and Individual Evaluation (FIE) comprehensive assessment was performed. Use the MMDDYYYY format. Or, click  to select the date from a calendar.</p>				
	<p>Print Profile Select if you want to allow printing of the student's special ed profile when running Reports > Special Ed > Student > SEM0350 - Special Ed Student Profiles. This field is automatically selected after ASDR is run.</p>				
<p>Non-Public School Name Type the name of the non-public school, institution, or hospital where the student is receiving special ed services. This applies only to students on contract with a non-public school.</p>					
<p>Medicaid Eligible Select if the student is eligible to receive Medicaid services. The field can also be updated on Registration > Maintenance > Student Enrollment > Demo2.</p>					
<p>TX Medicaid ID Type the student's nine-digit Medicaid ID. This is required to request Medicaid reimbursement from the School Health and Related Services (SHARS) for certain health related services provided to special ed students.</p>					

Field	Description																
Related Services	<p>The following fields in this section indicate if the student is receiving the service. The fields are maintained on Registration > Maintenance > Student Enrollment > SpecEd.</p> <p>TWEDS Data Element: SPEDProgramSvc (E0849) (Code Table: C341)</p> <ul style="list-style-type: none"> • Aud Svc • Couns Svc • Medical Diag • Occup Thrpy • Orient Trng • Phys Thrpy • Psych Svc • Revc Thrpy • Sch Hlth Svc • Soc Hlth Svc <table border="1" data-bbox="320 817 1477 1682"> <tr> <td data-bbox="320 817 582 848">Adaptive Equipment</td> <td data-bbox="582 817 1477 848">Select if the student is provided with adaptive equipment or materials.</td> </tr> <tr> <td data-bbox="320 848 582 1014">Assistive Technology</td> <td data-bbox="582 848 1477 1014"> The field is selected if the student receives or is scheduled to receive assistive technology devices/services. TWEDS Data Element: SPEDProgramSvc (E0997) (Code Table: C341) This field is maintained on Registration > Maintenance > Student Enrollment > SpecEd </td> </tr> <tr> <td data-bbox="320 1014 582 1180">Interpretive Services</td> <td data-bbox="582 1014 1477 1180"> The type of interpretive services the student receives or is scheduled to receive is displayed. TWEDS Data Element: SPEDProgramSvc (E1040) (Code Table: C341) This field is maintained on Registration > Maintenance > Student Enrollment > SpecEd </td> </tr> <tr> <td data-bbox="320 1180 582 1346">Medically Fragile</td> <td data-bbox="582 1180 1477 1346"> The field is selected if the student has a serious ongoing illness or chronic condition anticipated to last 12 or more months and requires routine use of medical devices or assistive technology. TWEDS Data Element: MedicallyFragile (E0999) This field is maintained on Registration > Maintenance > Student Enrollment > SpecEd </td> </tr> <tr> <td data-bbox="320 1346 582 1453">Special Seating</td> <td data-bbox="582 1346 1477 1453">Select if the campus provides the student with any type of special chairs or seating equipment that will enable the student to participate as fully as possible in classroom activities. If the campus provides a wheelchair, this field should be selected.</td> </tr> <tr> <td data-bbox="320 1453 582 1485">Supplemental Services</td> <td data-bbox="582 1453 1477 1485">Indicate how supplemental consultative assistance is provided.</td> </tr> <tr> <td data-bbox="320 1485 582 1650">Transportation</td> <td data-bbox="582 1485 1477 1650"> The field indicates if transportation is provided for the student, as determined by the Admission, Review and Dismissal (ARD) committee. TWEDS Data Element: SPEDProgramSvc (E0851) (Code Table: C088) This field is maintained on Registration > Maintenance > Student Enrollment > SpecEd </td> </tr> <tr> <td data-bbox="320 1650 582 1682">Wheelchair Code</td> <td data-bbox="582 1650 1477 1682">Select if the student uses a wheelchair.</td> </tr> </table>	Adaptive Equipment	Select if the student is provided with adaptive equipment or materials.	Assistive Technology	The field is selected if the student receives or is scheduled to receive assistive technology devices/services. TWEDS Data Element: SPEDProgramSvc (E0997) (Code Table: C341) This field is maintained on Registration > Maintenance > Student Enrollment > SpecEd	Interpretive Services	The type of interpretive services the student receives or is scheduled to receive is displayed. TWEDS Data Element: SPEDProgramSvc (E1040) (Code Table: C341) This field is maintained on Registration > Maintenance > Student Enrollment > SpecEd	Medically Fragile	The field is selected if the student has a serious ongoing illness or chronic condition anticipated to last 12 or more months and requires routine use of medical devices or assistive technology. TWEDS Data Element: MedicallyFragile (E0999) This field is maintained on Registration > Maintenance > Student Enrollment > SpecEd	Special Seating	Select if the campus provides the student with any type of special chairs or seating equipment that will enable the student to participate as fully as possible in classroom activities. If the campus provides a wheelchair, this field should be selected.	Supplemental Services	Indicate how supplemental consultative assistance is provided.	Transportation	The field indicates if transportation is provided for the student, as determined by the Admission, Review and Dismissal (ARD) committee. TWEDS Data Element: SPEDProgramSvc (E0851) (Code Table: C088) This field is maintained on Registration > Maintenance > Student Enrollment > SpecEd	Wheelchair Code	Select if the student uses a wheelchair.
Adaptive Equipment	Select if the student is provided with adaptive equipment or materials.																
Assistive Technology	The field is selected if the student receives or is scheduled to receive assistive technology devices/services. TWEDS Data Element: SPEDProgramSvc (E0997) (Code Table: C341) This field is maintained on Registration > Maintenance > Student Enrollment > SpecEd																
Interpretive Services	The type of interpretive services the student receives or is scheduled to receive is displayed. TWEDS Data Element: SPEDProgramSvc (E1040) (Code Table: C341) This field is maintained on Registration > Maintenance > Student Enrollment > SpecEd																
Medically Fragile	The field is selected if the student has a serious ongoing illness or chronic condition anticipated to last 12 or more months and requires routine use of medical devices or assistive technology. TWEDS Data Element: MedicallyFragile (E0999) This field is maintained on Registration > Maintenance > Student Enrollment > SpecEd																
Special Seating	Select if the campus provides the student with any type of special chairs or seating equipment that will enable the student to participate as fully as possible in classroom activities. If the campus provides a wheelchair, this field should be selected.																
Supplemental Services	Indicate how supplemental consultative assistance is provided.																
Transportation	The field indicates if transportation is provided for the student, as determined by the Admission, Review and Dismissal (ARD) committee. TWEDS Data Element: SPEDProgramSvc (E0851) (Code Table: C088) This field is maintained on Registration > Maintenance > Student Enrollment > SpecEd																
Wheelchair Code	Select if the student uses a wheelchair.																
Local Use	One eight-character date field and eight one-character fields are available for the district to maintain any locally-defined data about the student for the current year. Type data in these fields as needed.																

Field	Description	
Hearing/Visually Impaired	Date of Hearing Exam	Type the date when the most recent hearing exam by a licensed audiologist was performed for the student. This field can also be updated on Registration > Maintenance > Student Enrollment > SpecEd . Use the MMDDYYYY format.
	Degree of Hearing Loss	Select the code indicating the degree of the student's hearing loss.
	Date of Visual Exam	Type the date when the most recent visual exam by a licensed eye specialist was performed for the student. Use the MMDDYYYY format.
	Right/Left Eye Snell Correct	Type the measurement of the visual acuity of the student's right and left eye, as measured with the Snellen eye chart (e.g., 20/200). If the student's vision cannot be assessed, type one of the following codes used to measure it: <ul style="list-style-type: none"> • CF - Count fingers • HM - Hand movement • LP - Light perception • OP - Object perception
	Percent Vision Loss	Type the number indicating the percentage of the student's vision loss.
	Reading Level Large Type	Select the grade level at which the student is reading using these materials/methods.
	Reg Type	
	Aural	
	Reading Level Other	Select the student's reading level.
Parental Consent	Select if the student's parent provided consent to TEA to release the student's name to service providers who work with VH/DB students.	
Major Cause of Deaf/Blind	Indicate the primary cause of the student's deaf-blind disability.	
Extended School Year Services	Extended School Year Services	Select if the student receives year-round services rather than receive services only during the school year. If selected, enter data for the next two fields.
	Extended School Year Services Hours	Type the number of contact hours in an instructional setting provided to the student through the ESY services component of special education. The format is ###.# and must end in 0 or 5. For example, if the number of hours is 95, type 095.0. TWEDS Data Element: TotalESYContactHoursInFirstInstructionalSetting (E1013)
	Extended School Year Services Speech Hours	Type the number of speech contact hours provided to the student through the ESY services component of special education. The instructional setting should be 00. The format is ###.# and must end in 0 or 5. For example, if the number of hours is 0.5, type 000.5.
<p>These fields can be entered before running ASDR for the current year.</p> <p>After running ASDR, the fields can also be updated for the prior year if you have been granted historical update access in Security Administration and you have full access to the Program Information tab.</p> <p>The fields are cleared in the next school year.</p>		

Click **Save**.

Other functions and features:

	<p>View medical alert.</p> <p>The button is displayed if a medical warning exists for the student and Consent to Display Alert is selected on Health > Maintenance > Student Health > Emergency.</p> <p>Click to view the student's medical alert information.</p>
---	--



Back Cover