



EOC Maintenance

Table of Contents

EOC Maintenance 1

EOC Maintenance

Test Scores > Maintenance > Individual Maintenance > EOC

This page allows you to view and update a student's end-of-course (EOC) test data. Alternatively, you can use the [Import Test Scores utility](#) to import EOC test data.

NOTE: If the student is exempt from taking any of the EOC exams, the message “*Subject Exempt*” or “*Subject Met Standards*” is listed on the **EOC** grid heading. A student's EOC exemption is set on [Grade Reporting > Maintenance > Student > Individual Maint > EOC Exception](#). The “Met Standards” exemption is only available to special education students whom the ARD committee has decided are exempt.

Update data:

[Select a student.](#)

To retrieve a student's records, select the student in one of the following ways:

Student	<p>Begin typing the student ID (with leading zeros) or last name. As you begin typing, a drop-down list displays students whose ID or last name <i>begins with</i> the numbers or characters you have typed. The drop-down list displays the students' full name and grade level. From the drop-down list you can select the student.</p> <p>The student can also be located by typing the name in one of the following formats:</p> <ul style="list-style-type: none"> • Last name, comma, first name (smith, john) • Last name initial, comma, first name initial (s,j) • Comma, first name (,j)
Texas Unique Student ID	<p>Type all or part of the student's Texas Unique Student ID to retrieve students whose ID <i>begins with</i> the characters you typed.</p> <p>If the student does not have a Unique ID, click TSDS Unique ID button to connect to the TSDS Unique ID Web Service and obtain an ID. Your LEA must have the appropriate credentials through Texas Education Agency Login (TEAL) before this functionality can be used.</p> <p>Review the Assign a TSDS Unique ID guide for additional information.</p>
Directory	<p>Click to select a student from the Directory.</p>

(photo)	<p>If a photo exists for the student, the student photo is displayed.</p> <p>From Registration > Maintenance > Student Enrollment, you can change the student photo:</p> <ol style="list-style-type: none"> 1. Hover over the image, and click Change. The Change Student Photo window opens. 2. Click Choose File. Locate and open the file for the new image. 3. Click Save. The window closes, and the new image is displayed. <p>Photos are not displayed in all applications. They are displayed in Attendance (Inquiry), Discipline, Grade Reporting, Graduation Plan, Health, Registration, and Scheduling. They are not displayed in Special Ed or Test Scores.</p>
----------------	---

Click **EOC**.

Click **+Add** to add an EOC test record. A pop-up window opens.

EOC Type	Select the code indicating the type of EOC test administered.
Season	Select the code indicating the season the EOC test was administered.
Admin Year (YYYY)	Type the four-digit year the test was administered. You can type a future year, but it must be within the school year.
Tst Grade Level	Select the student's grade level at the time the test was administered.
Cnty Dist Camp	Type the nine-digit county-district number in which the test was administered.
Substitute Assessment	Indicate whether the student took a substitute assessment that meets the requirements allowing it to count as the graduation requirement for the EOC subject.
Assessment Substituted	<p>Select the substitute assessment taken. The drop down lists the tests that can be substituted, followed by the EOC Type(s) for which the test can be substituted.</p> <p>Click here to view a chart listing the tests that can be substituted for specific STAAR EOC tests along with the required scores (PDF format).</p>
Braille Accommodation	Indicate if the student received braille accommodation for the test subject.
Online Test Disrupted	<p>Indicate if the student experienced disruption while taking the online exam for the subject due to inactivity, test version, or both. This field is disabled for imported records.</p> <p>This field is no longer used as of admin year 2017.</p>
Obj/Category Score 1-7	Type the number of items correct for each objective. The Obj/Category 7 field only applies to Algebra II.
Raw Score	Type the total number of correct items.
Scale Score	Type the statistically-determined score.
Met Standard	<p>Indicate if the student met the standard.</p> <p>This field is imported as blank for test administrations during the 2019-2020 school year and later.</p>

Commended Performance	Indicate if the student's performance on the test was commended. This field is imported as blank for test administrations during the 2019-2020 school year and later.
Score Code	Select S if the test was scored. Otherwise, select the code indicating why a test section was not scored.
Score Default	Select 0 if the score code was not defaulted. Otherwise, select the code indicating the score code default.
Test Admin Mode	Select the code indicating whether the test was administered online or on paper.
Test Version	Select the test version administered. Leave blank for assessment results from 2011 or earlier. <i>M:STAAR Modified</i> is not valid after Admin Year 2014. <i>A:STAAR A</i> and <i>L:STAAR L</i> are not valid for Admin Year 2017 and later.
On Track Level II	This applies only if Test Version is T and Admin Year is 2017 or after.
Met TAKS Equiv Std	Indicate if the student met the TAKS equivalent standards.
Percentile	(2017 test administrations and later) Type the numeric percentile, up to three digits, which indicates if the student scored the same or better than this percentage of all students who took the test in Texas in the prior year.
Progress Measure	Indicate if the student progress was limited, as expected, or accelerated for the subject.
Lexile Measure	This field is only applicable for Admin Year 2018 or later. Test Version cannot be T (STAAR Alternate 2). EOC Type must be E1-English I or E2-English II. The value must be up to four numbers followed by L (e.g., 1234L).
Quantile Measure	This field is only applicable for Admin Year 2018 or later. Test Version cannot be T (STAAR Alternate 2). EOC Type must be A1-Algebra 1. The value must be up to four numbers followed by Q (e.g., 1234Q).
Translated Materials	This field is only applicable for Admin Year 2018 or later. Test Version must be T (STAAR Alternate 2). Indicate if the student received translated materials.

The Academic Performance fields are only used for students who tested in 2012 or later.

Student Passing Standards	Indicate if the Level II: Approaches Grade academic performance was met, the Level III academic performance was met, or the Approaches Grade 2015-2022 academic performance was met at the student's standard.
----------------------------------	---

Student Academic Performance	Indicate if the Level I: Minimum score was achieved, the Level II: Approaches Grade academic performance was met, and/or the Level III: Masters Grade academic performance was met at the student's standard. NOTE: Values from this section determine the student's highest level of achievement which will be displayed for the subject in the EOC Assessments section of the AAR (SGR2047).
Academic Performance Phases 1-2 yyyy-yyyy	For phases 1 and 2, indicate if the student met the Level I: Minimum and/or Level II: Approaches Grade academic performance standard for the phase.
Academic Perf Final Recommended	Indicate if the student met the Level I: Minimum and/or the Level II: Meets Grade academic performance at the final recommended standard.
Advanced Academic Performance	Indicate if the student met the Level III Advanced Academic Performance at the phase-in standard and/or the Level III Advanced Academic Performance at the recommended standard.




The following **TAKS/TAAS/TEAMS Alternate Assessments** fields apply to **Admin Year** 2018 and later, and do *not* apply to **Test Version** T-STAAR Alternate 2.

TAKS/TAAS/TEAMS Ind	Indicate the student's test eligibility for alternate assessments.
TAKS/TAAS/TEAMS Tester Ind	0 - Examinee was not identified as TAKS/TAAS/TEAMS tester. 1 - Examinee was identified as TAKS/TAAS/TEAMS tester consistently for all subjects and will receive a TAKS/TAAS/TEAMS report card. 2 - Examinee was inconsistently identified as TAKS/TAAS/TEAMS tester and will receive a STAAR report card.
English II Reading Raw Score	The raw score is displayed for the TAAS or TEAMS eligible examinee who took the reading section of STAAR English II as an alternate. This only applies if TAKS/TAAS/TEAMS Ind is 2 or 4.
English II Writing Raw Score	The raw score is displayed for TAAS eligible examinee who took the writing section of the STAAR English II as alternate. This only applies if TAKS/TAAS/TEAMS Ind is 3 or 4.
English II Reading Meets Requirements	1 - Yes, meets reading requirement 0 - No, did not meet reading requirement This applies to TAAS or TEAMS eligible examinees who took the reading section of STAAR English II as an alternate. This only applies if TAKS/TAAS/TEAMS Ind is 2 or 4.
English II Writing Meets Requirements	1 - Yes, meets writing requirement 0 - No, did not meet writing requirement This applies to TAAS eligible examinees who took the writing section of STAAR English II as an alternate and is only populated if TAKS/TAAS/TEAMS Ind is 3 or 4.
Algebra I Meets Requirements	1 - Yes, meets math requirement 0 - No, did not meet math requirement This applies to TAKS, TAAS, or TEAMS eligible examinees who took the STAAR Algebra I assessment as an alternate and is only populated if TAKS/TAAS/TEAMS Ind is 1.

Biology Meets Requirements	<p>1 - Yes, meets science requirement 0 - No, did not meet science requirement</p> <p>This only applies to TAKS eligible examinees who took the STAAR Biology assessment as an alternate and is only populated if TAKS/TAAS/TEAMS Ind is 1.</p>
English II Meets Requirements	<p>1 - Yes, meets ELA requirement 0 - No, did not meet ELA requirement</p> <p>This applies to TAKS eligible examinees who took the STAAR English II assessment as an alternate and is only populated if TAKS/TAAS/TEAMS Ind is 1.</p>
U.S. History Meets Requirements	<p>1 - Yes, meets social studies requirement 0 - No, did not meet social studies requirement</p> <p>This applies to TAKS eligible examinees who took the STAAR US History assessment as an alternate and is only populated if TAKS/TAAS/TEAMS Ind is 1.</p>

Click **OK** to close the window.

Click **Save**.

	<p>Edit a record. Update the fields as needed, click OK, and then click Save. The changes are displayed in the grid. Or, click Cancel to close the window without making changes.</p>
	<p>Delete a row.</p> <p>1. Click  to delete a row. The row is shaded red to indicate that it will be deleted when the record is saved. You can select multiple rows to be deleted at the same time.</p> <p>2. Click Save. You are prompted to confirm that you want to delete the row. Click Yes to continue. Otherwise, click No.</p> <p>You can save edits and delete records in the same step (i.e., the changes are all committed when the record is saved).</p>
Documents	<p>View or attach supporting documentation.</p>



Back Cover