



STAAR 3-8 Maintenance

Table of Contents

STAAR 3-8 Maintenance 1

STAAR 3-8 Maintenance

Test Scores > Maintenance > Individual Maintenance > STAAR 3-8

This page allows you to view and update a student's STAAR 3-8 test data. Alternatively, you can use the Import Test Scores utility to import STAAR 3-8 test data.

Update data:

Select a student.

To retrieve a student's records, select the student in one of the following ways:

Student	<p>Begin typing the student ID (with leading zeros) or last name. As you begin typing, a drop-down list displays students whose ID or last name <i>begins with</i> the numbers or characters you have typed. The drop-down list displays the students' full name and grade level. From the drop-down list you can select the student.</p> <p>The student can also be located by typing the name in one of the following formats:</p> <ul style="list-style-type: none"> • Last name, comma, first name (smith, john) • Last name initial, comma, first name initial (s,j) • Comma, first name (,j)
Texas Unique Student ID	<p>Type all or part of the student's Texas Unique Student ID to retrieve students whose ID <i>begins with</i> the characters you typed.</p> <p>If the student does not have a Unique ID, click TSDS Unique ID button to connect to the TSDS Unique ID Web Service and obtain an ID. Your LEA must have the appropriate credentials through Texas Education Agency Login (TEAL) before this functionality can be used.</p> <p>Review the Assign a TSDS Unique ID guide for additional information.</p>
Directory	<p>Click to select a student from the Directory.</p>
(photo)	<p>If a photo exists for the student, the student photo is displayed.</p> <p>From Registration > Maintenance > Student Enrollment, you can change the student photo:</p> <ol style="list-style-type: none"> 1. Hover over the image, and click Change. The Change Student Photo window opens. 2. Click Choose File. Locate and open the file for the new image. 3. Click Save. The window closes, and the new image is displayed. <p>Photos are not displayed in all applications. They are displayed in Attendance (Inquiry), Discipline, Grade Reporting, Graduation Plan, Health, Registration, and Scheduling. They are not displayed in Special Ed or Test Scores.</p>

Click **STAAR 3-8**.

Click **+Add** to add a STAAR 3-8 test record. A pop-up window opens.

Admin Dt	Type the date that the test was administered in the MMYYYY format. You cannot type a future date.
County Dist Campus	Type the nine-digit county-district number in which the test was administered.
Test Grade Level	Select the student's grade level at the time the test was administered.
Grade Level Enroll	Select the grade level in which the student is currently enrolled.

Click the **Reading, Math, Writing, Social Studies,** or **Science** headings to expand the section.




Test Version	<p>For each subject, select the test version administered. Leave blank for previous assessment results.</p> <p><i>M:STAAR Modified</i> is not valid after Admin Year 2014.</p> <p><i>A:STAAR A</i> and <i>L:STAAR L</i> are not valid for Admin Year 2017 and later.</p>
Score Code	<p>For each subject, select <i>S</i> if the test was scored. Otherwise, select the reason why a test section was not scored.</p> <p>If Test Version is not <i>T STAAR Alternate 2</i> and the Admin Date year is 2016 or later:</p> <ul style="list-style-type: none"> Valid codes for Reading and Math are A, D, O, P, W, *, and S. Valid codes for Writing are A, D, O, and S. Valid codes for Science and Social Studies are A, D, O, *, and S. <p>If Test Version is <i>T</i> and the Admin Date year is 2016 or later, valid codes are A, D, M, N, O, S for all subjects.</p>
Score Default	For each subject, select 0 if the score code was not defaulted. Otherwise, select the reason why the score code defaulted.
Raw Score	For each subject, type the total number of correct items.
Scale Score	For each subject, type the statistically-determined score.
Above Grade	For each subject except Writing , indicate if the student tested above the grade level for the subject.
Language Version	For each subject, select the language in which the test was administered. For Social Studies , <i>English</i> is the only available language.
Test Admin Mode	For each subject, indicate if the test was administered online or on paper. For students who took the STAAR A test using a test booklet and had their answers transcribed into the online system, select <i>P: Paper</i> .
Progress Measure	<p>For Reading and Writing, indicate if the student's progress was limited, as expected, or accelerated for the subject.</p> <p>This field is applicable to Writing for admin year 2015, but is no longer valid as of admin year 2016.</p> <p>This field is not applicable for Math after 2015.</p>
Braille	For each subject, indicate if the student received Braille accommodations.
Met TAKS Equiv Std	For Reading and Math , indicate if the student met the TAKS equivalent standards.

Instructional Level	<p>For Writing and Science, indicate the student's instructional level.</p> <p>This field is no longer used as of admin year 2016.</p>																						
Online Test Disrupted	<p>For Reading, Math, and Writing, indicate if the student experienced disruption while taking an online test due to inactivity, test version, or both.</p> <p>This field is no longer used as of admin year 2017.</p>																						
Lexile Measure	<p>For Reading, type the student's Lexile Measure, up to four digits followed by L.</p>																						
Percentile	<p>(2017 test administrations and later) Type the numeric percentile, up to three digits, which indicates if the student scored the same or better than this percentage of all students who took the test in Texas in the prior year.</p>																						
Student Academic Performance	<p>For each subject, indicate if the Level II: Approaches Grade and/or Level III: Masters Grade academic performance was met at the student's standard.</p>																						
Academic Performance	<p>For each subject, indicate if the student met the Level II: Satisfactory academic performance at the standard for each phase.</p> <p>As of Admin Year 2017, these fields are no longer used.</p>																						
Academic Perf Recommended	<p>For each subject, indicate if the student met the Level II: Meets Grade academic performance at the recommended standard.</p>																						
On Track to Pass	<p>For Reading and Math, indicate if the student is on track to pass the target assessment at the phase-in 1, phase-in 2, phase-in 3, and recommended standards.</p> <p>The Phase-in 1 standard for Reading is no longer valid as of admin year 2015.</p> <p>The Phase-in 2 and 3 standards for Reading are no longer valid as of admin year 2016.</p> <p>The Recommended field for Math was removed for admin year 2015 but added back for admin year 2016 and renamed to Current in 2017. The field is validated accordingly.</p> <p>This field is not calculated if Progress Measure is not applicable for the student.</p> <p>Math:</p> <table border="1" data-bbox="464 1554 1091 1809"> <thead> <tr> <th>Current Tested Grade</th> <th>Target Assessment</th> </tr> </thead> <tbody> <tr> <td>4</td> <td>5</td> </tr> <tr> <td>5</td> <td>8</td> </tr> <tr> <td>6</td> <td>8</td> </tr> <tr> <td>7</td> <td>8</td> </tr> <tr> <td>8</td> <td>Algebra I</td> </tr> </tbody> </table> <p>Reading:</p> <table border="1" data-bbox="464 1854 1091 2063"> <thead> <tr> <th>Current Tested Grade</th> <th>Target Assessment</th> </tr> </thead> <tbody> <tr> <td>4</td> <td>5</td> </tr> <tr> <td>5</td> <td>8</td> </tr> <tr> <td>6</td> <td>8</td> </tr> <tr> <td>7</td> <td>8</td> </tr> </tbody> </table>	Current Tested Grade	Target Assessment	4	5	5	8	6	8	7	8	8	Algebra I	Current Tested Grade	Target Assessment	4	5	5	8	6	8	7	8
Current Tested Grade	Target Assessment																						
4	5																						
5	8																						
6	8																						
7	8																						
8	Algebra I																						
Current Tested Grade	Target Assessment																						
4	5																						
5	8																						
6	8																						
7	8																						

Quantile Measure	(2018 test administrations and later) For Math , indicate the Quantile Measure, up to four digits followed by Q (e.g, 1234Q). This does not apply if Test Version is T-STAAR Alternate 2.
Translated Materials	(2018 test administrations and later) For each subject, indicate if the student received translated materials. This only applies if Test Version for that subject is T-STAAR Alternate 2.

Click **OK** to close the window.

Click **Save**.

	Edit a record. Update the fields as needed, click OK , and then click Save . The changes are displayed in the grid. Or, click Cancel to close the window without making changes.
	Delete a row. 1. Click  to delete a row. The row is shaded red to indicate that it will be deleted when the record is saved. You can select multiple rows to be deleted at the same time. 2. Click Save . You are prompted to confirm that you want to delete the row. Click Yes to continue. Otherwise, click No . You can save edits and delete records in the same step (i.e., the changes are all committed when the record is saved).
Documents	View or attach supporting documentation.



Back Cover