



# STAAR 3-8 Maintenance



# Table of Contents

**STAAR 3-8 Maintenance** ..... 1



# STAAR 3-8 Maintenance

## Test Scores > Maintenance > Individual Maintenance > STAAR 3-8

This page allows you to view and update a student's STAAR 3-8 test data. Alternatively, you can use the Import Test Scores utility to import STAAR 3-8 test data.

### Required fields:

The following fields must be entered in order to save a STAAR 3-8 record:

- **Admin Date**
- **County Dist Campus**
- **Test Grade Level**
- **Grade Level Enroll**

### Update data:

[Select a student.](#)

To retrieve a student's records, select the student in one of the following ways:

<b>Student</b>	<p>Begin typing the student ID (with leading zeros) or last name. As you begin typing, a drop-down list displays students whose ID or last name <i>begins with</i> the numbers or characters you have typed. The drop-down list displays the students' full name and grade level. From the drop-down list you can select the student.</p> <p>The student can also be located by typing the name in one of the following formats:</p> <ul style="list-style-type: none"> <li>• Last name, comma, first name (smith, john)</li> <li>• Last name initial, comma, first name initial (s,j)</li> <li>• Comma, first name (,j)</li> </ul>
<b>Texas Unique Student ID</b>	<p>Type all or part of the student's Texas Unique Student ID to retrieve students whose ID <i>begins with</i> the characters you typed.</p> <p>If the student does not have a Unique ID, click <a href="#">TSDS Unique ID</a> button to connect to the TSDS Unique ID Web Service and obtain an ID. Your LEA must have the appropriate credentials through Texas Education Agency Login (TEAL) before this functionality can be used.</p> <p>Review the <a href="#">Assign a TSDS Unique ID</a> guide for additional information.</p>
<b>Directory</b>	<p>Click to select a student from the <a href="#">Directory</a>.</p>

<b>(photo)</b>	<p>If a photo exists for the student, the student photo is displayed.</p> <p>From <a href="#">Registration &gt; Maintenance &gt; Student Enrollment</a>, you can change the student photo:</p> <ol style="list-style-type: none"> <li>1. Hover over the image, and click <b>Change</b>. The Change Student Photo window opens.</li> <li>2. Click <b>Choose File</b>. Locate and open the file for the new image.</li> <li>3. Click <b>Save</b>. The window closes, and the new image is displayed.</li> </ol> <p>Photos are not displayed in all applications. They are displayed in Attendance (Inquiry), Discipline, Grade Reporting, Graduation Plan, Health, Registration, and Scheduling. They are not displayed in Special Ed or Test Scores.</p>
----------------	---

Click **STAAR 3-8**.

Click **+Add** to add a STAAR 3-8 test record.

A pop-up window opens.

<b>Admin Dt</b>	Type the date that the test was administered in the MMYYYY format. You cannot type a future date.
<b>County Dist Campus</b>	Type the nine-digit county-district number in which the test was administered.
<b>Test Grade Level</b>	Select the student's grade level at the time the test was administered.
<b>Grade Level Enroll</b>	Select the grade level in which the student is currently enrolled.
<b>EL Performance Measure Plan</b>	<p>(2019 test administrations and later) For English-language Learners (EL), indicate the student's EL Performance Measure Plan.</p> <p>This does not apply if <b>Test Version</b> is T-STAAR Alternate 2.</p>
<b>Year Plan Determined</b>	<p>(2019 test administrations and later) For English-language Learners (EL) with an EL Performance Measure Plan, indicate the year the plan was determined for the student.</p> <p>This does not apply if <b>Test Version</b> is T-STAAR Alternate 2.</p>
<b>Plan-Year TELPAS Comp Rating</b>	<p>(2019 test administrations and later) For English-language Learners (EL) with an EL Performance Measure Plan, indicate the student's composite rating for that plan-year.</p> <p>This does not apply if <b>Test Version</b> is T-STAAR Alternate 2.</p>

Click the **Reading, Math, Writing, Social Studies, or Science** headings to expand the section.

<b>Test Version</b>	<p>For each subject, select the test version administered. Leave blank for previous assessment results.</p> <p><i>M:STAAR Modified</i> is not valid after <b>Admin Year</b> 2014.</p> <p><i>A:STAAR A</i> and <i>L:STAAR L</i> are not valid for <b>Admin Year</b> 2017 and later.</p>
---------------------	--




<b>Score Code</b>	<p>For each subject, select S if the test was scored. Otherwise, select the reason why a test section was not scored.</p> <p>If <b>Test Version</b> is not <i>T STAAR Alternate 2</i> and the <b>Admin Date</b> year is 2016 or later:</p> <ul style="list-style-type: none"> <li>Valid codes for <b>Reading</b> and <b>Math</b> are A, D, O, P, W, *, and S.</li> <li>Valid codes for <b>Writing</b> are A, D, O, and S.</li> <li>Valid codes for <b>Science</b> and <b>Social Studies</b> are A, D, O, *, and S.</li> </ul> <p>If <b>Test Version</b> is T and the <b>Admin Date</b> year is 2016 or later, valid codes are A, D, M, N, O, S for all subjects.</p>
<b>Score Default</b>	For each subject, select 0 if the score code was not defaulted. Otherwise, select the reason why the score code defaulted.
<b>Raw Score</b>	For each subject, type the total number of correct items.
<b>Scale Score</b>	For each subject, type the statistically-determined score.
<b>Above Grade</b>	For each subject except <b>Writing</b> , indicate if the student tested above the grade level for the subject.
<b>Language Version</b>	For each subject, select the language in which the test was administered. For <b>Social Studies</b> , <i>English</i> is the only available language.
<b>Test Admin Mode</b>	<p>For each subject, indicate if the test was administered online or on paper.</p> <p>For students who took the STAAR A test using a test booklet and had their answers transcribed into the online system, select <i>P: Paper</i>.</p>
<b>Progress Measure</b>	<p>For <b>Reading</b> and <b>Writing</b>, indicate if the student's progress was limited, as expected, or accelerated for the subject.</p> <p>This field is applicable to Writing for admin year 2015, but is no longer valid as of admin year 2016.</p> <p>This field is not applicable for Math after 2015.</p>
<b>Braille</b>	For each subject, indicate if the student received Braille accommodations.
<b>Met TAKS Equiv Std</b>	For <b>Reading</b> and <b>Math</b> , indicate if the student met the TAKS equivalent standards.
<b>Instructional Level</b>	<p>For <b>Writing</b> and <b>Science</b>, indicate the student's instructional level.</p> <p>This field is no longer used as of admin year 2016.</p>
<b>Online Test Disrupted</b>	<p>For <b>Reading</b>, <b>Math</b>, and <b>Writing</b>, indicate if the student experienced disruption while taking an online test due to inactivity, test version, or both.</p> <p>This field is no longer used as of admin year 2017.</p>
<b>Lexile Measure</b>	For <b>Reading</b> , type the student's Lexile Measure, up to four digits followed by L.
<b>Percentile</b>	(2017 test administrations and later) Type the numeric percentile, up to three digits, which indicates if the student scored the same or better than this percentage of all students who took the test in Texas in the prior year.

<b>Translated Materials</b>	(2018 test administrations and later) For each subject, indicate if the student received translated materials.  This only applies if <b>Test Version</b> for that subject is T-STAAR Alternate 2.																						
<b>Tested with Accommodations</b>	Indicate if any test accommodations were added for an eligible student.																						
<b>EL Performance Measure</b>	(2019 test administrations and later) For new English-language Learners taking an English version of the STAAR general assessment, indicate the student's performance on the assessment.  This does not apply if <b>Test Version</b> is T-STAAR Alternate 2.																						
<b>Student Academic Performance</b>	For each subject, indicate if the <b>Level II: Approaches Grade</b> and/or <b>Level III: Masters Grade</b> academic performance was met at the student's standard.																						
<b>Academic Performance</b>	For each subject, indicate if the student met the <b>Level II: Satisfactory</b> academic performance at the standard for each phase.  As of <b>Admin Year</b> 2017, these fields are no longer used.																						
<b>Academic Perf Recommended</b>	For each subject, indicate if the student met the <b>Level II: Meets Grade</b> academic performance at the recommended standard.																						
<b>On Track to Pass</b>	<p>For <b>Reading</b> and <b>Math</b>, indicate if the student is on track to pass the target assessment at the phase-in 1, phase-in 2, phase-in 3, and recommended standards.</p> <p>The <b>Phase-in 1</b> standard for <b>Reading</b> is no longer valid as of admin year 2015.</p> <p>The <b>Phase-in 2</b> and <b>3</b> standards for <b>Reading</b> are no longer valid as of admin year 2016.</p> <p>The <b>Recommended</b> field for <b>Math</b> was removed for admin year 2015 but added back for admin year 2016 and renamed to <b>Current</b> in 2017. The field is validated accordingly.</p> <p>This field is not calculated if <b>Progress Measure</b> is not applicable for the student.</p> <p>Math:</p> <table border="1" data-bbox="496 1509 1123 1767"> <thead> <tr> <th>Current Tested Grade</th> <th>Target Assessment</th> </tr> </thead> <tbody> <tr> <td>4</td> <td>5</td> </tr> <tr> <td>5</td> <td>8</td> </tr> <tr> <td>6</td> <td>8</td> </tr> <tr> <td>7</td> <td>8</td> </tr> <tr> <td>8</td> <td>Algebra I</td> </tr> </tbody> </table> <p>Reading:</p> <table border="1" data-bbox="496 1807 1123 2018"> <thead> <tr> <th>Current Tested Grade</th> <th>Target Assessment</th> </tr> </thead> <tbody> <tr> <td>4</td> <td>5</td> </tr> <tr> <td>5</td> <td>8</td> </tr> <tr> <td>6</td> <td>8</td> </tr> <tr> <td>7</td> <td>8</td> </tr> </tbody> </table>	Current Tested Grade	Target Assessment	4	5	5	8	6	8	7	8	8	Algebra I	Current Tested Grade	Target Assessment	4	5	5	8	6	8	7	8
Current Tested Grade	Target Assessment																						
4	5																						
5	8																						
6	8																						
7	8																						
8	Algebra I																						
Current Tested Grade	Target Assessment																						
4	5																						
5	8																						
6	8																						
7	8																						

<b>Quantile Measure</b>	(2018 test administrations and later) For <b>Math</b> , indicate the Quantile Measure, up to four digits followed by Q (e.g, 1234Q).  This does not apply if <b>Test Version</b> is T-STAAR Alternate 2.
-------------------------	--

Click **OK** to close the window.

Click **Save**.

	<p><a href="#">Edit a record.</a></p> <p>Update the fields as needed, click <b>OK</b>, and then click <b>Save</b>. The changes are displayed in the grid. Or, click <b>Cancel</b> to close the window without making changes.</p>
	<p><a href="#">Delete a row.</a></p> <ol style="list-style-type: none"> <li>1. Click  to delete a row. The row is shaded red to indicate that it will be deleted when the record is saved. You can select multiple rows to be deleted at the same time.</li> <li>2. Click <b>Save</b>. You are prompted to confirm that you want to delete the row. Click <b>Yes</b> to continue. Otherwise, click <b>No</b>.</li> </ol> <p>You can save edits and delete records in the same step (i.e., the changes are all committed when the record is saved).</p>
<b>Documents</b>	<a href="#">View or attach supporting documentation.</a>



## Back Cover