

assignments

Table of Contents

| | |
|--------------------------|----------|
| Assignments | 1 |
|--------------------------|----------|

Assignments

ASCENDER StudentPortal > Grades > Assignments

The Assignments page allows you to view your class assignments for all courses and all cycles, including graded, ungraded, dropped, missing, etc. **You can only view assignments for the current semester.**

Assignments

Filter By:

Course:

Cycle:

View:

Due Before:

☐ Include Blank Due Dates:

Find Assignments

Show entries

| Course | Assignment | Category | Due Date | Grade |
|--------|----------------------|---------------------------|----------|-------|
| ART I | attendance | Class work/Participation | | |
| ART I | Artsy Fartsy | Current Events | | |
| ART I | The Wiz wall | Team Work/Projects | | |
| ART I | principles of design | Major Test/Project | | |
| ART I | behavior | Class work/Participation | | |
| ART I | design a shoe | Projects/Test | | |
| ART I | meet my artist | Group Discussion/Projects | | |
| ART I | participation | Daily Work | | |
| ART I | Quick Quiz | Projects/Test | | |
| ART I | paint my mood | Class work/Participation | | |

Showing 1 - 10 of 20 entries

Previous 2 Next

ASCENDER StudentPortal Navigation Features

Navigation tools are located along the left side of the page, or in the top-right corner. Some tools function differently on mobile devices.

MOBILE DEVICE USERS: On a mobile device, tap  to access the side menu.

Selected Student

Your name and photo are displayed in the top-left corner. The photo is only displayed if provided by the district.

Course Requests Units Remaining


The number of units available for you for course requests is displayed.

Navigation

You can access your data if enabled by the district.

About Me - Your name and current, campus, grade level, and team are displayed. Verify that this information is correct.

Attendance - You can view your detailed attendance, as well as a calendar view and totals.



Grades - You can view your semester, cycle, and assignment grades. Click  to expand the grades menu.

Other Tools



- Click to hide the left-side navigation bar. Click again to display the navigation bar.



- Various sections throughout StudentPortal can be collapsed or expanded. Most data is expanded by default. Click  to hide the section from view. Click  to show the section.

Top-right



- Click to view ASCENDER StudentPortal online Help.



- Click to log out of ASCENDER StudentPortal.

Bottom-left



- Click to log out of ASCENDER StudentPortal.

Filter By:

| | |
|---------------|---|
| Course | Select a specific course, or click All to view assignments in all courses. |
| Cycle | Select a specific cycle, or click All to view assignments for all cycles. |
| View | Select which assignments to view: All - View all assignments. Only Graded - View only assignments that have been graded. Only Pending - View only assignments that have been assigned but not yet graded. |

| | |
|--------------------------------|---|
| Due Before | Select a date to view only assignments due before a particular date. Leave blank to view all assignments. |
| Include Blank Due Dates | Select if you wish to include assignments that do not have a specified due date. |

☐ Click **Find Assignments**.

The assignments are displayed according to your selections. Only assignments for the current semester are listed.

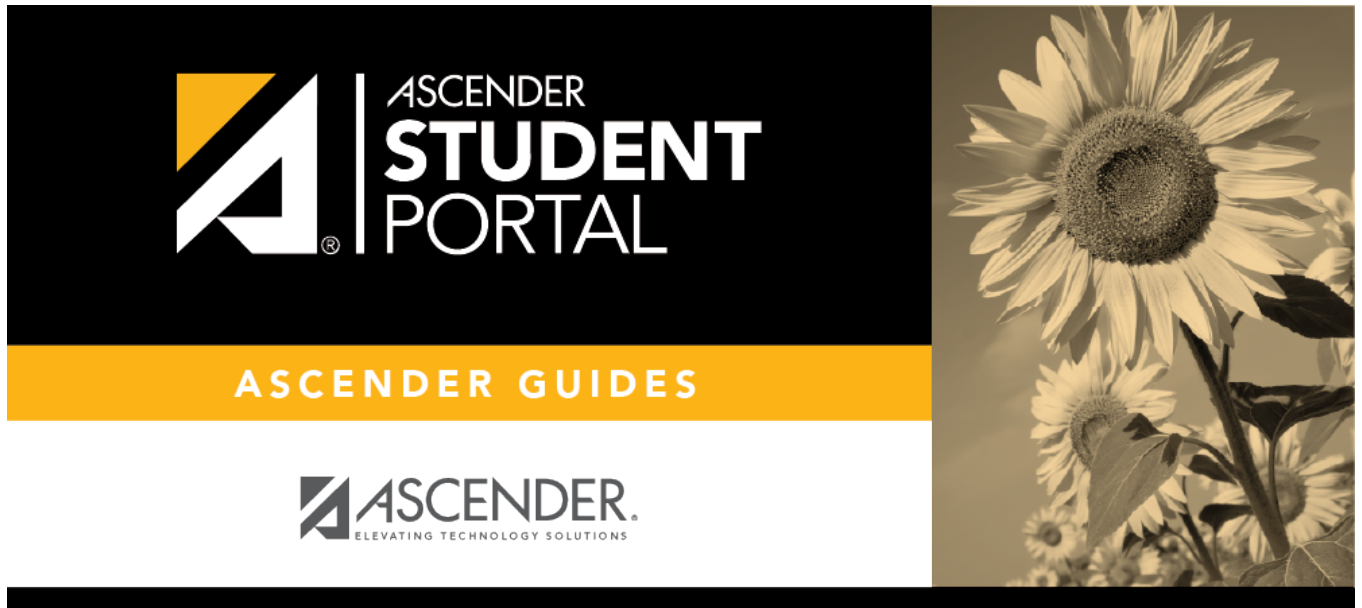
MOBILE DEVICE USERS: Your assignments are listed *below* the filters. You may need to scroll down to view data.

TIP: Click a column heading to sort the assignments by that heading in ascending order. Click the column heading again to sort in descending order.

- If an assignment grade has been dropped, the message “dropped” is displayed *next to* the grade.
- If an assignment grade has been excluded, the message “excluded” is displayed *in place of* the grade.
- If an assignment is missing, the message “missing” is displayed *in place of* the grade.
- If an assignment is incomplete, the message “incomplete” is displayed *in place of* the grade.
- If the student is withdrawn from the course, the message “(withdrawn)” is displayed *next to* the course title.

STANDARDS-BASED GRADING: If the course uses the standards-based type of grading, assignments are associated with specific standards. For these courses, the **Standard Scores** heading is displayed in the table. For each assignment, all associated standards and grades are displayed. Note that assignments may have multiple standards. Also, an assignment may be associated with more than one standard, so you may see the same standard for multiple assignments. The grade for the course is calculated from the scores for the standards, not the assignments.

Some districts use the name **SKILLS-REFERENCED GRADING** to refer to this grading type.



Back Cover