



# ASCENDER StudentPortal



# Table of Contents




**TxEIS Employee Access Online Help** ..... 1






---

# TxEIS Employee Access Online Help

## Welcome

- Use the **Table of Contents** (left) to access Help for a specific page.
- Use the **Trace** feature (top) to quickly access any of the last five pages you were viewing.
- Use the **Search** box (top right) to search for a word or phrase within online Help.
- A green link opens a new page. New pages are not automatically included when printing.
- A blue link with an arrow  expands to display additional content. The content from a blue link is automatically included when printing.
- A single arrow  expands to display additional content. The content from a single arrow is automatically included when printing.
- A blue link with an earth icon  opens an external page. The content from an external link is not automatically included when printing.

Use the icons on the right to do the following:

- Clock icon  - Access previous versions of Help.
- PDF icon  - Convert the page you are viewing to PDF format for saving or printing.
- Up Arrow icon  - Jump to the top of the Help page.



## Back Cover