



ASCENDER TeacherPortal Administrator Guide: Long Term Substitutes

Table of Contents

ASCENDER TeacherPortal Administrator Guide: Long Term Substitutes i
Long Term Subs 1

TeacherPortal Administrator Guide

Long Term Subs

Before You Begin:

NOTE: This step must be performed by an administrator with access to Grade Reporting.

Grade Reporting > Maintenance > Master Schedule > Campus Schedule > Instructor

You must add a record for the long-term substitute teacher at each campus they will be teaching at. Only the teacher name, instructor number, and staff ID are required.

Save
Student Information
School Year: 2021-2022

COURSE SELECTION
COURSE
SECTION
INSTRUCTOR
COPY COURSE SECTION

Del	Details	Instr Id	Staff ID	Grade Lvl	Section	Name L	Name F	Name M	Gen Cd	Dept Nbr	Homeroom	Reserved Room	Excl From Fall PEIMS
		041				THECB	COLLEGE						<input checked="" type="checkbox"/>
		042				THECB	PB						<input checked="" type="checkbox"/>
		098	000098			PATIL	PARVATI						<input type="checkbox"/>
		108	000108			CHANG	CHO						<input type="checkbox"/>
		112	000112			THOMAS	DEAN						<input type="checkbox"/>
		216	000216			FINNIGAN	SEAMUS						<input type="checkbox"/>
		248	000248			ABBOTT	HANNAH						<input type="checkbox"/>
		305	000305			PATIL	PADMA						<input type="checkbox"/>
		365	000365			DIGGORY	CEDRIC						<input type="checkbox"/>
		368	000368			FINCH-FLETCHLEY	JUSTIN						<input type="checkbox"/>
		370	000370			BULSTRODE	MILLICENT						<input type="checkbox"/>
		371	000371			LOVEGOOD	LUNA						<input type="checkbox"/>

First
1 / 2
Last
Add

Instr Nbr:
Staff ID:
Home Room:
Instructor Status:

Name:

First
Middle
Last
Generation

Maximum Values

Study Halls/Day:

Periods/Day:

Contact Periods/Year:

Restrictions

Department:

Subject Area:

Reserved Room:

Designators

1:

2:

3:

Elementary

Grade:

Section:


Exclude from Fall PEIMS:

Ensure that you are logged on to the campus at which the long-term substitute teacher will be

teaching.

- Click **+Add** to add a record for the long-term substitute teacher.

The fields in the free-form area below the grid are enabled.

Instr Nbr	Type the three-digit instructor number for the substitute teacher.
Staff ID	Type either the substitute teacher's social security number or employee number, depending on the district-level settings. Or, click  to select the employee number from a list. The employee ID should already have been assigned to the substitute teacher by the Human Resources department. The substitute teacher will use his staff ID to create a TeacherPortal user account.
Name	The fields are populated once you enter the staff ID.

- Click **Save**.
- Repeat these steps for any other campus at which the long-term substitute teacher will be teaching.

Long-Term Sub Creates TeacherPortal Account

Long-term subs must create their own TeacherPortal account. See the [Long-Term Sub](#) tab of the [Teacher Guide to TeacherPortal](#) .

Add Substitute Record in TeacherPortal

The TeacherPortal Admin Long-Term Substitutes page allows you to maintain a list of long-term substitute teachers who are granted access to use TeacherPortal on behalf of a teacher who is out for an extended period of time.

When substitutes log in to TeacherPortal, the welcome page displays a field allowing the substitute teachers to select the teacher for whom they substitute teaching. Then, the substitute teachers can proceed to use TeacherPortal as if they were the teacher.

- A long-term substitute can be assigned to more than one teacher.
- A long-term substitute can be assigned to an teacher who teaches at more than one campus. In this case, the substitute will be able to select the campus, just as the regular teacher does.
- Teacher who teach their own classes can also be assigned as a long-term substitute for another teacher.

Admin - Manage Long-Term Substitutes

This page is only available to users who log on to TeacherPortal with a district- or campus-level security administrator user ID.



This page allows you to maintain a list of long-term substitute teachers who are granted access to use TeacherPortal on behalf of a teacher who is out for an extended period of time. This is set up at the campus level.

When the substitute logs in to TeacherPortal as the teacher, the welcome page will display a field allowing the substitute to select the teacher for whom he is substitute teaching. Then, the substitute can proceed to use TeacherPortal as the teacher.

- A long-term substitute can be assigned to more than one teacher.
- A long-term substitute can be assigned to a teacher who teaches at more than one campus. In this case, the substitute will be able to select the campus, just as the regular teacher does.
- A teacher who teaches their own classes can also be assigned as a long-term substitute for another teacher.

Show Non-Current Records Retrieve

Admin - Manage Long-Term Substitutes

Edit	Substitute	Teacher	Begin Date	End Date
 	(933) FEIND,ELIDA	(204) BRATTON,BERTHA	15 Jan 2020	01 Apr 2020

Add Substitute

Any existing, current long-term substitute teachers are listed.

Show Non-Current Records	By default, only current records (i.e., those that have already started and have not yet ended) are displayed. Select the field to view all records, including those that have ended or have not yet started.
---------------------------------	---------------------------------------------------------------------------------------------------------------------------------------------------------------------------------------------------------------

Click **Retrieve**.

The complete list is displayed.

Click **Add Substitute** to add a long-term substitute.

A pop-up window opens.



New Substitute Record ✕

Substitute:

Teacher:

Beginning Date:





Ending Date:

Substitute	Select the substitute teacher.
Teacher	Select the teacher for whom the long-term substitute will be teaching.
Beginning Date	Enter the first date the long-term substitute will be teaching, or click  to select a date from the calendar . Leave blank if the begin date is unknown.
Ending Date	Enter the final date the long-term substitute will be teaching, or click  to select a date from the calendar . Leave blank if the ending date is unknown.

Click **Save**.

The long-term substitute teacher is added to the grid.

NOTE: If you specified a future date for the begin date, the record will not be displayed in the grid unless you select Show **Non-Current Records** and click **Retrieve**.

	Click  to view and update information for an existing long-term substitute. A pop-up window opens allowing you to update the data as needed. Click Save .
	Click  to delete a long-term substitute from the grid.