



navigate

Table of Contents

navigate i

Navigation tools are located along the left side of the page, or in the top-right corner. Some tools function differently on mobile devices.

MOBILE DEVICE USERS: On a mobile device, tap  to access the side menu.

District

Campus

Teacher

Navigation

You can access your student's data. Data is only available if enabled by the district.

Attendance - You can...

Grades - You can ...


Reports - You can ...




Discipline - You can ...



Settings - You ca...

Admin - ...


Other Tools


 - Click to hide the left-side navigation bar. Click again to display the navigation bar.

 - Various sections throughout TeacherPortal can be collapsed or expanded. Most data is expanded by default. Click  to hide the section from view. Click  to show the section.


 - Various pages throughout TeacherPortal can be printed. Using the print icon instead of the browser's print option will ensure the best formatting of the content. Click  to print the content displayed.


Top-right

 - Click to view ASCENDER TeacherPortal online Help.

 - Click to log out of ASCENDER TeacherPortal.

Bottom-left

 - Click to open the xxx page.

 - Click to log out of ASCENDER TeacherPortal.