



Manage Long-Term Substitutes

Table of Contents

Manage Long-Term Substitutes i

Manage Long-Term Substitutes 1

Manage Long-Term Substitutes

Teacher Admin > Admin - Manage Long-Term Substitutes

This page is only available to users who log on to TeacherPortal with a district- or campus-level security administrator user ID.

This page allows you to maintain a list of long-term substitute teachers who are granted access to use TeacherPortal on behalf of a teacher who is out for an extended period of time. This is set up at the campus level.

When the substitute logs in to TeacherPortal as the teacher, the welcome page will display a field allowing the substitute to select the teacher for whom he is substitute teaching. Then, the substitute can proceed to use TeacherPortal as the teacher.

- A long-term substitute can be assigned to more than one teacher.
- A long-term substitute can be assigned to a teacher who teaches at more than one campus. In this case, the substitute will be able to select the campus, just as the regular teacher does.
- A teacher who teaches their own classes can also be assigned as a long-term substitute for another teacher.

Show Non-Current Records
 Retrieve

Admin - Manage Long-Term Substitutes

Edit	Substitute	Teacher	Begin Date	End Date
	(933) FEIND, ELIDA	(204) BRATTON, BERTHA	15 Jan 2020	01 Apr 2020

Add Substitute

Update data:

Any existing, current long-term substitute teachers are listed.

Show Non-Current Records	By default, only current records (i.e., those that have already started and have not yet ended) are displayed. Select the field to view all records, including those that have ended or have not yet started.
---------------------------------	---

Click **Retrieve**.

The complete list is displayed.

Click **Add Substitute** to add a long-term substitute.

A pop-up window opens.

New Substitute Record
✕

Substitute:

933 - FEIND, ELIDA CRAWFORD
▼

Teacher:

204 - BRATTON, BERTHA MARIE
▼

Beginning Date:

📅



Ending Date:

📅

Cancel

Save





Substitute	Select the substitute teacher.
Teacher	Select the teacher for whom the long-term substitute will be teaching.

Beginning Date	Enter the first date the long-term substitute will be teaching, or click  to select a date from the calendar . Leave blank if the begin date is unknown.
Ending Date	Enter the final date the long-term substitute will be teaching, or click  to select a date from the calendar . Leave blank if the ending date is unknown.

Click **Save**.

The long-term substitute teacher is added to the grid.

NOTE: If you specified a future date for the begin date, the record will not be displayed in the grid unless you select Show **Non-Current Records** and click **Retrieve**.

	Click  to view and update information for an existing long-term substitute. A pop-up window opens allowing you to update the data as needed. Click Save .
	Click  to delete a long-term substitute from the grid.