

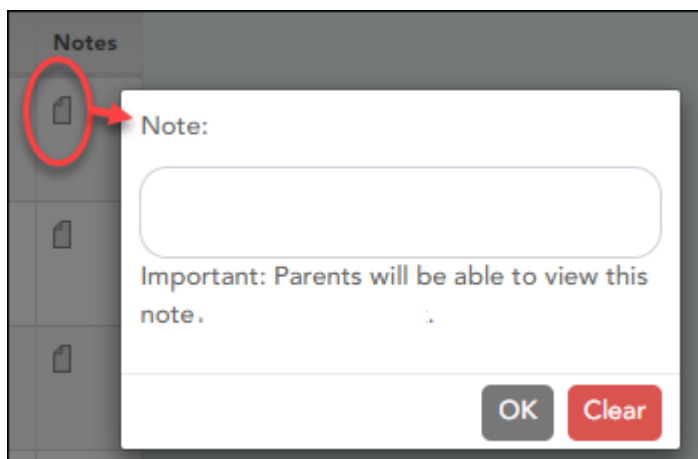


administer_assignments_notes

Table of Contents

administer_assignments_notes i


- ☐ Click  to add or update optional notes for the assignment.




If entered, these notes are viewable in ParentPortal.

The notes above on special characters for the **Assignment Name** field also apply to this field.

- ☐ Add or update the note in the Note window and click **OK**.

The Note window closes, and the note icon is yellow  to indicate that a note was entered.

- ☐ Or, to clear an existing note for the assignment, click **Clear**.

The Note window closes, and the note icon is gray  to indicate that no notes exist.