



group_courses_body

Table of Contents

group_courses_body i

Specify the semester:

Semester The current semester is displayed by default. You can select another semester.

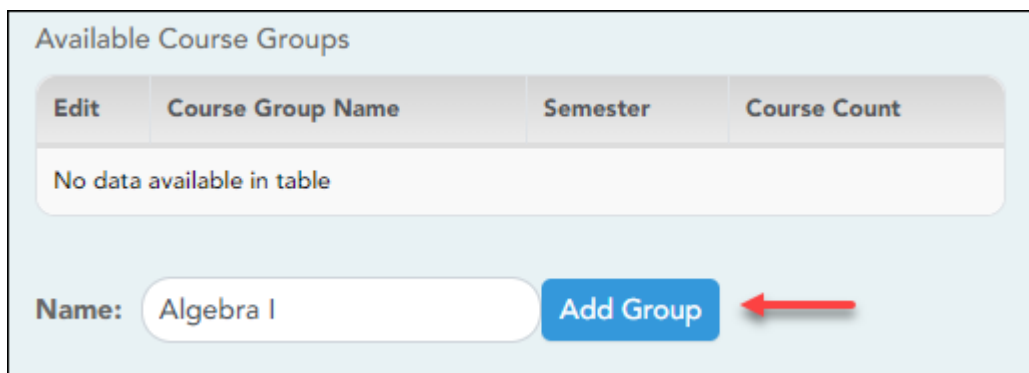
Click **Retrieve**.

Under **Available Course Groups** (left grid):

Existing groups are listed. Otherwise, the message “No data available in table” is displayed.

Add a group:

Name To add a group, type a unique name for the group.



Available Course Groups

Edit	Course Group Name	Semester	Course Count
No data available in table			

Name: Algebra I

Click **Add Group**.


The new group name is displayed under **Available Course Groups** (left).

Click  to add courses to the group.

Semester: 1 Retrieve

Course Grouping

Available Course Groups

Edit	Course Group Name	Semester	Course Count
	Algebra I	1	0

Name: Add Group

Course Group Detail

Group: Algebra I



Associated Courses

Grouped Courses	Available Courses
No data available in table	<ul style="list-style-type: none"> <input type="checkbox"/> ALGEBRA 1 (0801-38) <input type="checkbox"/> ALGEBRA 1 (0801-31) <input type="checkbox"/> ALGEBRA 1 (0801-36)

Ineligible Courses


- ENVIRONMENT SYS (4216-31) *Already has categories*
- ENVIRONMENT SYS (4216-32) *Already has categories*
- SCIENCE ENRICHM (4218-32) *Already has categories*
- ENVIRONMENT SYS (4216-33) *Already has categories*
- ENVIRONMENT SYS (4216-34) *Already has categories*
- ENVIRONMENT SYS (4216-35) *Already has categories*
- INT PHY & CHEM (4202-38) *Already has categories*

Under **Course Group Detail** (right grid):

Group	The group name is displayed.
Grouped Courses	All the courses currently added to the selected group are listed.
Available Courses	Any courses that can be added to the group are listed. Click  for each course you want to add to the group. The course is moved to the Grouped Courses list.
Ineligible Courses	Any courses that cannot be added to the group (due to reasons described above on this page) are listed. An explanation of the course's ineligibility is displayed next to the course.
	Click to delete a course from the group. NEED TO TEST/CONFIRM. Can course not be deleted once categories and assignments exist.

Click **Save**.

Edit a group:

Course Count	The number of courses currently added to the group is displayed.
	Click to view the group details. The details for the group are displayed on the right under Course Group Detail , and you can add or remove courses from the group.



Click to delete a group. You are prompted to confirm that you want to delete the group. Click **OK**.

A group can only be deleted if **Course Count** is 0.