



# **BAM1650 - Property Class Listing**



# Table of Contents




**BAM1650 - Property Class Listing** ..... 1



# BAM1650 - Property Class Listing

## Asset Management > Reports > Asset Management Reports > Property Class Listing

This report lists, by property class or item number, all items in inventory. Users can also specify a date range for retrieving records. Users can select or exclude disposable items.

Parameter	Description
<b>Sort by Property Class (P), Item Nbr (I)</b>	Type the property class separating multiple property classes with a comma (e.g., 1510, DONATE). Or, click  to <a href="#">search for property classes</a> . Otherwise, leave blank to use all property classes.
<b>Include Disposed Items? (Y/N)</b>	Y - Include disposed items on the report. N - Exclude disposed items on the report. This is a required field.
<b>Select Property Class(es), or blank for ALL</b>	Type the property class separating multiple property classes with a comma (e.g., 1510, DONATE). Or, click  to <a href="#">search for property classes</a> . Otherwise, leave blank to use all property classes.
<b>Select Item Nbr(s), or blank for ALL</b>	Type the ten-digit item number, including all leading zeros and separating multiple item numbers with a comma (e.g., 0000001991, 1236571991). Or, click  to <a href="#">search for item numbers</a> . Otherwise, leave blank to use all item numbers.
<b>From Date In Service (MMDDYYYY), or blank for ALL</b>	Type the from date in service in the MMDDYYYY format, or leave blank to use all from dates.
<b>To Date In Service (MMDDYYYY), or blank for ALL</b>	Type the to date in service in the MMDDYYYY format, or leave blank to use all to dates.

[Generate the report.](#)



## Back Cover