



## **BAM2000 - Depreciation Detail Schedule**



Table of Contents




BAM2000 - Depreciation Detail Schedule ..... 1



# BAM2000 - Depreciation Detail Schedule

## Asset Management > Reports > Depreciation Reports > Depreciation Detail Schedule

This report lists fully depreciated, currently depreciated, or all depreciated items with their respective recovery periods. Users can select to view a detail or summary listing. Users can sort by item number, fund, function, object, program, or property class. Reports may also be separated by allocated and unallocated items. **Note:** Item number is not a valid option for the summary report. When selecting item number, the summary report displays by function.

Parameter	Description
<b>Enter Depreciation From Year (YYYY)</b>	Type the from depreciation year in YYYY format. This is a required field.
<b>Enter Depreciation To Year (YYYY)</b>	Type the to depreciation year in YYYY format. This is a required field.
<b>Sort by Item Nbr (1), Fund (2), Func (3), Obj (4), Pgm (5), Property Class (6)</b>	1 - Sort the report by item number. 2 - Sort the report by fund code. 3 - Sort the report by function code. 4 - Sort the report by object code. 5 - Sort the report by program code. 6 - Sort the report by property class. This is a required field.
<b>Separate allocated and unallocated items? (Y/N)</b>	Y - Separate allocated and unallocated items on the report. N - Do not separate allocated and unallocated items on the report. This is a required field.
<b>Select New Items (N), Disposed Items (D), or blank for ALL</b>	N - Print new items only. D - Print disposed items only. Blank - Print both new and disposed items.
<b>Print Detail (D) or Account Summary (S), or blank for ALL</b>	D - Print item details only. S - Print an account summary only. Blank - Print both item details and an account summary.
<b>Select Item Nbr(s), or blank for ALL</b>	Type the ten-digit item number, including all leading zeros and separating multiple item numbers with a comma (e.g., 0000001991, 1236571991). Or, click  to <a href="#">search for item numbers</a> . Otherwise, leave blank to use all item numbers.
<b>Select Property Class(es), or blank for ALL</b>	Type the property class separating multiple property classes with a comma (e.g., 1510, DONATE). Or, click  to <a href="#">search for property classes</a> . Otherwise, leave blank to use all property classes.
<b>Enter significant account code digits to select on</b>	Type the account code or account code mask, or click  to <a href="#">create an account code mask</a> . Otherwise, leave blank to use all account codes.

Select Current Depreciation (C), Fully Depreciated (F), or blank for ALL|

C - Print currently depreciated items only.

F - Print fully depreciated items only.

Blank - Print both currently and fully depreciated items.

|



## Back Cover