



Export by File ID - BAM7400

Table of Contents

Export by File ID - BAM7400 1





Export by File ID - BAM7400

Asset Management > Utilities > Export by File ID

This utility is used to copy the selected file IDs to a user-designated archive file. If exporting the current or prior file ID (i.e., file ID C or 3), all Asset Management tables are exported.

Export file IDs:

All available file IDs are displayed on the left side of the page under **Available File IDs**. Select the desired file IDs to be exported. Use the following buttons to move the selected file IDs to the right side of the page.

-  - Click to move selected entries from the left side to the right side of the page.
-  - Click to move all entries from the left side to the right side of the page.
-  - Click to move selected entries from the right side to the left side of the page.
-  - Click to move all entries from the right side to the left side of the page.

Execute	<div>Click to execute the process.</div> <div><input type="checkbox"/> Click Execute to execute the process. A message is displayed indicating that you are about to export Asset Management tables and confirming that you want to continue.</div> <div><ul style="list-style-type: none">Click Yes to continue the export.Otherwise, click No to cancel the export.</div> <div><ul style="list-style-type: none">In the Enter a Password for the Archive field, type a password for the exported file and click OK.Otherwise, click Cancel.</div> <div>The Save As dialog box is displayed.</div> <div><ul style="list-style-type: none">In the File name field, the file name is set to dbccddd_mmddyyyy_bam.rsfl, where cccddd is the county-district number, X is the file ID, and mmddyyyy is the current date. You can type a different name for the file. Navigate to the appropriate folder and save the file. A message is displayed indicating that the export process completed successfully. Click OK.</div>
----------------	---



Back Cover