



Bank Account Group Funds

Table of Contents

Bank Account Group Funds 1


Bank Account Group Funds

Bank Reconciliation > Tables > Bank Account Fund Groups > Bank Account Group Funds


This tab is used to create multiple group funds for each bank account:

- For each of the individual funds created, you can have multiple investment and cash object/subobject combinations.
- You can change between bank groups and edit records. Funds cannot be duplicated.

Set up a bank account group fund:


Field	Description
Group Code	Click  to select a bank account group code from the list. All fund codes and years that exist for the group code are displayed.

Click **+Add** to add a fund to the selected group code.

Fund	Type the three-digit fund code.
Fscl Yr	Type the one-digit fiscal year.
Obj	Type the four-digit object code.
Sobj	Type the two-digit subobject code.
Investment Type	Click  to select the investment type.
Investment Description	Type the investment description. The field can be a maximum of of 30 characters.

Click **Save**.

Other functions and features:

Retrieve	Retrieve data. The Retrieve button is also used to retrieve information from the last save. If you click Retrieve , any unsaved changes are lost.
+Add	Add a row. <code>[[page>general:add_a_row]]</code>
	Delete a row. Click to delete a row. The row is shaded red to indicate that it will be deleted when the record is saved. Click Save . Note: You cannot delete a group code if it has associated transactions.



Back Cover