



Bank Account Group Funds

Table of Contents

Bank Account Group Funds 1


Bank Account Group Funds

Bank Reconciliation > Tables > Bank Account Fund Groups > Bank Account Group Funds


This tab is used to create multiple group funds for each bank account:

- For each of the individual funds created, you can have multiple investment and cash object/subobject combinations.
- You can change between bank groups and edit records. Funds cannot be duplicated.

Set up a bank account group fund:


| Field | Description |
|-------------------|--|
| Group Code | Click  to select a bank account group code from the list. All fund codes and years that exist for the group code are displayed. |

Click **+Add** to add a fund to the selected group code.

| | |
|-------------------------------|--|
| Fund | Type the three-digit fund code. |
| Fsc1 Yr | Type the one-digit fiscal year. |
| Obj | Type the four-digit object code. |
| Sobj | Type the two-digit subobject code. |
| Investment Type | Click  to select the investment type. |
| Investment Description | Type the investment description. The field can be a maximum of of 30 characters. |

Click **Save**.

Other functions and features:

| | |
|---|--|
| Reset | Reset data. Click to retrieve data from the last save. If you click Reset , any unsaved changes are lost. |
| +Add | Add a row. Click to add a row to the grid. |
|  | Delete a row. Click to delete a row. The row is shaded red to indicate that it will be deleted when the record is saved. Click Save . Note: You cannot delete a group code if it has associated transactions. |



Back Cover