



Bank Account Group Funds

Table of Contents

Bank Account Group Funds 1


Bank Account Group Funds

Bank Reconciliation > Tables > Bank Account Fund Groups > Bank Account Group Funds


This tab is used to create multiple group funds for each bank account:

- For each of the individual funds created, you can have multiple investment and cash object/subobject combinations.
- You can change between bank groups and edit records. Funds cannot be duplicated.
- You can add the same fund, year, obj, subj, investment type in an active group if the same fund, year, obj, subj and investment type exists in an inactive group.
- You cannot add the same fund, year, obj, subj, investment type in an inactive group if the same fund, year, obj, subj and invest type exists in an active group.

Set up a bank account group fund:


Field	Description
Group Code	Click  to select a bank account group code from the list. All fund codes and years that exist for the group code are displayed.

Click **+Add** to add a fund to the selected group code.

Fund	Type the three-digit fund code.
FscI Yr	Type the one-digit fiscal year.
Obj	Type the four-digit object code.
Sobj	Type the two-digit subobject code.
Investment Type	Click  to select the investment type.
Investment Description	Type the investment description. The field can be a maximum of of 30 characters.

Click **Save**.

Other functions and features:

+Add	Add a row. Click to add a row to the grid.
Reset	Reset data. Click to retrieve data from the last save. If you click Reset , any unsaved changes are lost.
	Delete a row. Click to delete a row. The row is shaded red to indicate that it will be deleted when the record is saved. Click Save . Note: You cannot delete a group code if it has associated transactions.



Back Cover