



Delete by File ID - BUD7500

Table of Contents

Delete by File ID - BUD7500 1

Delete by File ID - BUD7500

Budget > Utilities > Delete by File ID





This page is used to remove all budget tables from a selected file ID.

Image



Delete a file ID:

All available file IDs are displayed on the left side of the page under **Available File IDs**. Select the desired file IDs to export. Use the following buttons to move the selected file IDs to the right side of the page under **Selected File IDs**.

-  - Click to move selected entries from the left side to the right side of the page.
-  - Click to move all entries from the left side to the right side of the page.
-  - Click to move selected entries from the right side to the left side of the page.
-  - Click to move all entries from the right side to the left side of the page.

Execute	<p>Click to execute the process.</p> <ul style="list-style-type: none"> Click Yes to continue the process. Click No to cancel the process. <p>A message is displayed indicating that the process was successfully completed. Click OK.</p>
----------------	---



Back Cover