



Export by File ID - BUD7400

Table of Contents

Export by File ID - BUD7400 1

Export by File ID - BUD7400


Budget > Utilities > Export by File ID


This page is used to copy the selected file IDs to a user-designated archive file.


- If the file ID is N (Next Year), all next year requisition and budget tables (with the User Profiles table) are exported.
- If the file ID is anything other than N, only budget tables (without the User Profiles table) are exported.


Export file IDs:

All available file IDs are displayed on the left side of the page under **Available File IDs**. Select the desired file IDs to export. Use the following buttons to move the selected file IDs to the right side of the page under **Selected File Ids**.

- 

- Click to move selected entries from the left side to the right side of the page.
- 

- Click to move all entries from the left side to the right side of the page.
- 

- Click to move selected entries from the right side to the left side of the page.
- 

- Click to move all entries from the right side to the left side of the page.

Execute	Click to execute the process. A message is displayed indicating that the process was successfully completed. Click OK .
---------	---



Back Cover