



Vendor YTD Amounts Inquiry - FIN5100

Table of Contents

Vendor YTD Amounts Inquiry - FIN5100 1

Vendor YTD Amounts Inquiry - FIN5100

Finance > Inquiry > Vendor Inquiry > Vendor YTD Amounts Inquiry

This tab displays paid vendor YTD transaction amounts. This is an inquiry page only; therefore, you cannot create any transactions.

Perform a vendor year-to-date amounts inquiry:

Click **Retrieve** to retrieve a list of all vendors and their check transaction amounts.

To sort the data, select **Vendor Name**, **Vendor Number**, or **Amount**, and click **Retrieve** again.

Under **Vendor Information**:

Field	Description
Perform a vendor PO inquiry.	<p>Search for a record.</p> <p>In the Vendor field, begin typing the vendor name or number. As you type the data, a drop-down list of corresponding data is displayed. Select a vendor.</p> <p>Click Retrieve. The vendor information is displayed.</p> <p>If the vendor number is not known, click Directory. The Vendors directory is displayed.</p> <p>Type data in one or more of the search fields.</p> <p>Click Search. A list of data that matches the search criteria is displayed.</p> <p>Select a vendor name from the list. Otherwise, click Cancel.</p>

Under **Check Dates**:







From	Type a from date in the MMDDYYYY format to filter the vendor list by check date.
To	Type a to date in the MMDDYYYY format to filter the vendor list by check date.
Greater Than Amount	Type the beginning dollar value to display all values higher than this amount.

Under **Sort By**:

Vendor Name	Select to sort the data by the vendor name.
Vendor Number	Select to sort the data by the vendor number.
Amount Select	Select to sort by YTD amounts.

Click **Retrieve** to retrieve a list of all check transaction amounts associated with the selected vendor (and any specific sort or filter criteria) is displayed in the grid section of the tab. The **Total Expenditure Amt**, **Total Liq Encum Amt**, and **Total Number of Vendors** fields are displayed at the bottom of the data page.

Other functions and features:

Clear Dates	Click to clear the check From and To dates from the previous inquiry.
Print	<p>Click Print to display the Vendor YTD Amounts Inquiry report. ++Review the report.</p> <p>Review the report using the following buttons:</p> <p>Click  to go to the first page of the report. Click  to go back one page. Click  to go forward one page. Click  to go to the last page of the report.</p> <p>The report can be viewed and saved in various file formats.</p> <p>Click  to save and print the report in PDF format. Click  to save and print the report in CSV format. (This option is not available for all reports.) When a report is exported to the CSV format, the report headers may not be included. Click X to close the report window. Some reports may have a Close Report, Exit, or Cancel button instead. ++</p>



Back Cover