



FIN3100 - Budget Status Summary





Table of Contents

FIN3100 - Budget Status Summary 1

FIN3100 - Budget Status Summary

Finance > Reports > Finance Reports > Summary/Miscellaneous Reports > Budget Status Summary

This report lists all budgetary accounts and their balances as of the selected accounting period. The report can be sorted by function, organization, or program intent. The report provides school administrators with financial reports for the organizational budgets for which they are responsible.

Parameter	Parameter Description
Accounting Period Current (C), Next (N)	C - Include the current accounting period on the report. N - Include the next accounting period on the report. This is a required field.
Print Account Type Revenue (R), Expenditure (E), or Both (B)	R - Print the account type revenues on the report. E - Print the expenditures on the report. B - Print revenues and expenditures on the report. This is a required field.
Summary by Function (F), Organization (O), or Program Intent (P)	F - Summarize the report by function. O - Summarize the report by organization. P - Summarize the report by program intent. This is a required field.
Select Fund(s), or blank for ALL	Type the three-digit fund number separating multiple fund numbers with a comma (e.g., 161 / 8,199 / 8). Or, click  to search for funds/years. Otherwise, leave blank to use all fund numbers.
Select Function(s), or blank for ALL	Type the two-digit function code separating multiple function codes with a comma (e.g., 01, 99). Or, click  to search for functions . Otherwise, leave blank to use all function codes.
Select Organization(s), or blank for ALL	Type the three-digit organization number separating multiple organization numbers with a comma (e.g., 001, 699). Or, click  to search for organization numbers . Otherwise, leave blank to use all organization numbers.
Select Program Intent(s), or blank for ALL	Type the two-digit program intent code separating multiple program intent codes with a comma and no space (e.g., 01,99). Or, click  to search for program intent codes . Otherwise, leave blank to use all program intent codes.

[Generate the report.](#)



Back Cover