



Distances - FIN2855

Table of Contents

Distances 1

Distances

Finance > Tables > Travel > Distances

Include the short page introduction here.



Retrieve a record:

Field	Description
Start At	

Click **Retrieve**. A list of...


Add a record:

Click **+Add** to add row.

Origination	Click  to open the Location lookup and select a starting location.
Destination	Click  to open the Location lookup and select an ending location.
Distance	Type the number of miles from the Origination (starting) location to the Destination (ending) location.

Click **Save**.

Other functions and features:

Retrieve	The Retrieve button is also used to retrieve information from the last save. If you click Retrieve , any unsaved changes are lost.
	Click to delete a row. The row is shaded red to indicate that it will be deleted when the record is saved.
Print	Click to print the list of travel locations. Review the report.



Back Cover