



# Distances - FIN2855



# Table of Contents

**Distances - FIN2855** ..... 1



# Distances - FIN2855

## Finance > Tables > Travel > Distances

This tab is used to maintain a list of distances (in miles) between predefined to/from travel locations to be used for employee travel reimbursement requests.



### Retrieve a record:

Field	Description
<b>Start At</b>	In the first field, type the starting origin location from which you want to retrieve. Or, in the second field, type the starting destination location from which you want to retrieve.

Click **Retrieve**. A list of origin/destination locations equal to and greater than the entered data is displayed.


### Add a record:

Click **+Add** to add row.

<b>Origination</b>	Click  to open the <a href="#">Location lookup</a> and select a starting location.
<b>Destination</b>	Click  to open the <a href="#">Location lookup</a> and select an ending location.
<b>Distance</b>	Type the number of miles from the <b>Origination</b> (starting) location to the <b>Destination</b> (ending) location.

Click **Save**.

### Other functions and features:

<b>Retrieve</b>	The <b>Retrieve</b> button is also used to retrieve information from the last save. If you click <b>Retrieve</b> , any unsaved changes are lost.
	Click to delete a row. The row is shaded red to indicate that it will be deleted when the record is saved.
<b>Print</b>	Click to print the list of travel locations. <a href="#">Review the report.</a>



## Back Cover