



**Delete by File ID - FIN7900**



# Table of Contents

Delete by File ID - FIN7900 ..... 1







# Delete by File ID - FIN7900

Finance > Utilities > Delete by File ID

This utility is used to remove all finance tables except Vendor tables of a selected file ID.

## Delete a file ID:

Under **Available File IDs**, select the file IDs to move to the **Selected File IDs** column using the following buttons:

-  - Click to move selected entries from the left side to the right side of the page.
-  - Click to move all entries from the left side to the right side of the page.
-  - Click to move selected entries from the right side to the left side of the page.
-  - Click to move all entries from the right side to the left side of the page.

<b>Execute</b>	<div><input type="checkbox"/> Click <b>Execute</b> to execute the process. A message is displayed indicating that you are about to delete the selected file IDs.</div> <ul style="list-style-type: none"><li>Click <b>Yes</b> to continue deleting all selected file IDs.</li><li>Click <b>No</b> to return to the Delete by File ID page without deleting any file IDs.</li></ul> <div>A message is displayed indicating that the process was successfully completed. Click <b>OK</b>.</div>
----------------	---



## Back Cover