



Export by File ID - FIN7800

Table of Contents

Export by File ID - FIN7800 1

Export by File ID - FIN7800





Finance > Utilities > Export by File ID

This utility is used to copy the selected file IDs to a user-designated archive file.

- If exporting the current file ID (i.e., file ID C), all Finance, Accounts Receivable, and Requisition tables including vendor-related and user profile tables are exported.
- If exporting a prior file ID, only finance tables are exported. Vendor and User Profile tables are not exported.

Copy file IDs:

Under **Available File IDs**, select the file IDs to move to the **Selected File IDs** column using the following buttons:

-  - Click to move selected entries from the left side to the right side of the page.
-  - Click to move all entries from the left side to the right side of the page.
-  - Click to move selected entries from the right side to the left side of the page.
-  - Click to move all entries from the right side to the left side of the page.

Execute	<p>Click to execute the process. A message is displayed indicating that you are about to export Finance tables.</p> <p>Click Yes to continue. Otherwise, click No to return to the Export by File ID page.</p> <p>A pop-up window is displayed, in the Enter the Password to be used for the Archive, type a password for the file and click OK. Otherwise, click Cancel. A message is displayed indicating that the Finance tables were successfully exported.</p>
----------------	--



Back Cover