



Add or update staff insurance data

Table of Contents

Add or update staff insurance data




[Personnel](#) > [Maintenance](#) > [Staff Demo](#) > [Insurance](#)

Add or update insurance data for all applicable employees.

Since ACA is reported over a calendar year, employees may have multiple rows if they changed insurance companies during the last enrollment period and you built insurance codes for each plan.



Retrieve an existing record	<p>Begin typing the employee name or number. As you type the data, a drop-down list of corresponding data is displayed. Select an employee and click Retrieve. Or, click Directory to perform a search in the Employees Directory.</p> <p>Note: The employee autosuggest field includes employees whose records were created in Personnel but do not have a Pay Info or Job Info record. If the employee number does not exist in the system, a message is displayed prompting you to create a new employee. Click Yes.</p>
------------------------------------	---

☐ Click **+Add** to add a row.

Field	Description
Company	Click  to select an insurance company.
Plan Number	Type or click  to select a plan number for the selected insurance company. Or, press the SPACEBAR to view a list of available plan numbers.
Plan Type	Click  to select a plan type to include the appropriate family members.
Employee Insurance ID	Type the insurance ID for the employee. The field can be a maximum of 20 digits. This field is optional.

Under **Individuals Covered By**:

☐ Click **+Add** to add a row for each individual (including the employee) covered by the selected plan in the top grid.

SSN	Type the nine-digit social security number of the family member covered by the employee's insurance policy.
DOB	Type the family member's date of birth in the MMDDYYYY format.
Relation	Click  to select the relationship of the dependent to the employee.
First Name	Type the first name of the dependent. The field can be a maximum of 17 characters.
Middle Name	Type the middle name of the dependent. The field can be a maximum of 14 characters.
Last Name	Type the last name of the dependent. The field can be a maximum of 25 characters.
Gen	Click  to select a generation code for the covered individual.
Coverage Begin	Type the date that the insurance coverage begins in the MMDDYYYY format.
Coverage End	<p>Type the date that the insurance coverage was terminated in the MMDDYYYY format.</p> <p>If the insurance coverage is still active, leave this field blank.</p>

☐ Click **Save**.



Back Cover