




body

Table of Contents


This tab is used to create multiple group funds for each bank account:

- For each of the individual funds created, you can have multiple investment and cash object/subobject combinations.
- You can change between bank groups and edit records. Funds cannot be duplicated.
- You cannot add the same fund, year, obj, and subj in an active group if the same fund, year, obj, subj exists in an inactive group. The fund, year, obj, and subj combination must be unique for the selected bank account group.

Add a bank account group fund:


Field	Description
Group Code	Click  to select a bank account group code from the list. All fund codes and years that exist for the group code are displayed.

☐ Click **+Add** to add a fund to the selected group code.

Fund	Type the three-digit fund code.
Fscl Yr	Type the one-digit fiscal year. It is recommended to type X to mask the fiscal year.
Obj	Type the four-digit object code. Object codes in the 1100-1199 and 1800-1999 ranges are allowed.
Sobj	Type the two-digit subobject code.
Investment Type	Click  to select the investment type. This field is optional and affects the Finance Cash Position by Bank reports. Note: Investment accounts are not extracted on the Bank Reconciliation > Maintenance > Bank Transactions > Create Transactions tab.
Investment Description	Type the investment description. The field can be a maximum of 30 characters.

☐ Click **Save**.

Other functions and features:

Reset	Click to retrieve data from the last save. If you click Reset , any unsaved changes are lost.
	Click to delete a row. The row is shaded red to indicate that it will be deleted when the record is saved. Click Save . Note: You cannot delete a group code if it has associated transactions.



Back Cover