




# **bud\_acc\_code\_detail\_approved**



# Table of Contents





Click  to view any previously entered notes and other details for the associated account code. The Budget Data Details pop-up window is displayed.

The account code number and description are displayed at the top of the window.

Field	Description
<b>Last Yr Closing Amt</b>	The amount of the account balance at the end of the previous fiscal year is displayed. When the budget is initialized, you can update this amount with either the <b>This Yr Amend Budget</b> or <b>This Yr Actual Amt</b> , which would reflect the ending totals for the previous year.
<b>This Yr Original Budget</b>	The budget amount that was approved for the selected account during the current fiscal year is displayed.
<b>This Yr Amend Budget</b>	The amended budget amount for the current fiscal year is displayed. When the next year budget is approved and initialized, this amount will be zero.
<b>This Yr Actual Amt</b>	The amount expended for the current fiscal year is displayed. When the next year budget is approved and initialized, this amount will be zero.
<b>School Year</b>	The current school year in the YYYY-YYYY format as entered on the District Budget Options table is displayed.
<b>Next Yr Requested</b>	The previously requested budget amount for the selected account code is displayed. The amount cannot be changed on this tab.
<b>Next Yr Recommended</b>	The previously recommended budget amount for the selected account code during the next fiscal year is displayed. The amount cannot be changed on this tab.
<b>Next Yr Approved</b>	Type the amount of the approved budget for the selected account code. If the selected account is locked, this field is display only and cannot be changed.
<b>Lock Flag</b>	If the <b>Lock Flag</b> is set to <i>Y</i> , the account amount and notes are locked to prevent any changes to the <b>Next Yr Approved</b> field. No changes can be made until the account code is unlocked. If the <b>Lock Flag</b> field is set to <i>N</i> , the account amount and notes are unlocked, and the <b>Next Yr Approved</b> field can be changed and notes added or modified. Use the Mass Lock/Unlock utility to lock or unlock the selected account.
<b>Description</b>	Type the description of the account code, if different from the displayed name. The field can be a maximum of 30 characters. Changes made here will also change the descriptions on the Requested and Approved tabs.
<b>Notes</b>	Type comments, additional justification, or instructions about this account code.  <b>Notes:</b>  If an account code is locked, the account code note is display only. No changes can be made to the account code note until the account code is unlocked.  A limited portion of the note for each account is displayed on the BUD1000 - Budget Report by Fund and BUD1100 - Budget Report by Organization. If the content of the note exceeds the allotted space on the report, the remaining portion of the note will not display. For example, all uppercase W characters are approximately 70 character spaces, so only that many would display. If you use a majority of lowercase characters, more characters can be displayed

Use the following buttons to view other details of other account codes:

Click  to view the next account code.

Click  to view the previous account code.

Click **OK** to save the changes and close the window.



## Back Cover